

Masters of Business Administration (MBA)

Environmental and Disaster Management (DMBACO105T24)

Self-Learning Material (SEM 1)



Jaipur National University Centre for Distance and Online Education

**Established by Government of Rajasthan
Approved by UGC under Sec 2(f) of UGC ACT 1956
&
NAAC A+ Accredited**

PREFACE

In the face of an ever-changing global landscape, understanding our environment - from civic arenas to broader biological and global ecosystems - has become more crucial than ever. This book guides the intricate connections between our actions, the environment, and the world's resources.

We establish a foundation on ecosystems and their significance, addressing pressing issues like pollution, climate change, and the myriad creatures that share our world. As our journey progresses, we dissect the complex interplay between population growth, resource consumption, and the often-debated balance between poverty and economic development. These discussions underscore the crucial roles policies and politics play in shaping our shared future.

Subsequent sections dive into the manifestations of environmental hazards, emphasizing scientific analyses and models, offering a deeper understanding of global challenges like global warming, pollution, and the alarming rate of resource depletion.

Yet, in the face of these challenges, there lies hope. The latter parts of the book explore the spectrum of scientific solutions at our disposal, from conservation techniques to the innovative use of alternative resources. We also address the importance of being prepared for the unpredictable, delving into disaster management, understanding its types, historical impacts, and the paramount importance of community empowerment.

Each chapter, punctuated with case studies and reflective questions, is designed to challenge, inform, and inspire.

As you delve into these pages, we hope that you emerge with knowledge and a renewed commitment.

TABLE OF CONTENTS

Unit	Topic	Page No.
	Introduction to Environmental Management	
1	1.1 Environmental Management 1.2 Sustainable Development 1.3 Implications of Human Population Growth 1.4 Role and importance of Environmental Studies 1.5 Types of Energy Resources 1.6 Summary 1.7 Keywords 1.8 Self-Assessment Questions 1.9 Case Study 1.10 References	1 – 9
	Biodiversity	
2	2.1 Biodiversity and its Values 2.2 Types and Levels of Biodiversity 2.3 Depletion of Biodiversity 2.4 Conservation 2.5 Summary 2.6 Keywords 2.7 Self-Assessment Questions 2.8 Case Study 2.9 References	10 – 19
	Water & Water Pollution	
3	3.1 Sources of Water 3.2 Water Quality Standard 3.3 Pollutants 3.4 Effects of Water Pollution 3.5 Summary 3.6 Keywords 3.7 Self-Assessment Questions 3.8 Case Study 3.9 References	20 - 28
	Air & Air Pollution	
4	4.1 Composition of Atmosphere 4.2 Air Quality Standards 4.3 Sources and Effects of Air Pollution 4.4 Summary 4.5 Keywords 4.6 Self-Assessment Questions 4.7 Case Study 4.8 References	29 – 37
	Noise and Noise Pollution	
5	5.1 Noise Pollution: An Introduction 5.2 Levels of Noise	38 - 46

	5.3 Sources and Effects of Noise Pollution 5.3 Prevention of Noise Pollution 5.4 Summary 5.5 Keywords 5.6 Self-Assessment Questions 5.7 Case Study 5.8 References	
	Municipal Waste	
6	6.1 Municipal Waste- An Introduction 6.2 Classification of Solid Waste 6.3 Composition of Solid Waste 6.4 Characteristics of Solid Waste 6.5 Summary 6.6 Keywords 6.7 Self-Assessment Questions 6.8 Case Study 6.9 References	47 – 55
	Waste Disposal	
7	7.1 Collection and Conveyance 7.2 Disposal of Solid Waste 7.3 Resource Recovery 7.4 Summary 7.5 Keywords 7.6 Self-Assessment Questions 7.7 Case Study 7.8 References	56 - 67
	Biomedical Waste	
8	8.1 Biomedical Waste 8.2 Biomedical Waste Generation 8.3 Collection of Biomedical Waste 8.4 Disposal of Biomedical Waste 8.5 Summary 8.6 Keywords 8.7 Self-Assessment Questions 8.8 Case Study 8.9 References	68 - 75
	Renewable Energy	
9	9.1 Introduction 9.2 Potential of India in Renewable Energy 9.3 Summary 9.4 Keywords 9.5 Self-Assessment Questions 9.6 Case Study 9.7 References	76 - 83
	Ecosystem, Bio diversity and Climate Change	
10	10.1 Introduction 10.2 Civic, Biological and Global Ecosystems 10.3 Pollution and Climate Change 10.4 Plant and Animal Biodiversity 10.5 Summary	84 - 93

	10.6 Keywords 10.7 Self-Assessment Questions 10.8 Case Study 10.9 References	
	Population Growth	
11	11.1 Population Growth 11.2 Resource Consumption and Production 11.3 Poverty's Economic Growth 11.4 Policies and Politics 11.5 Development and Use of Resources 11.6 Policies, Practices and Constraints 11.7 Summary 11.8 Keywords 11.9 Self-Assessment Questions 11.10 Case Study 11.11 Reference	94 - 109
	Global Warming	
12	12.1 Manifestation of Hazards and Science 12.2 Modeling of Issues: Global Warming 12.3 Pollution 12.4 Resource Depletion 12.5 Impacted Habitats 12.6 Summary 12.7 Keywords 12.8 Self-Assessment Questions 12.9 Case Study 12.10 References	110 – 125
	Resource Conservation	
13	13.1 Introduction: Scientific Solutions 13.2 Conservation 13.3 Alternative Methods for Production/Distribution/Consumption/Disposal 13.4 Alternative Resources 13.5 Summary 13.6 Keywords 13.7 Self-Assessment Questions 13.8 Case Study 13.9 References	126 – 135
14	14.1 Introduction: Disaster Management 14.2 Types of Disasters: Natural Disasters & Man-made Disasters 14.3 Studying critical Disasters across the globe 14.4 Major Examples in Human History 14.5 The Importance of Disaster Management 14.6 Empowering Ourselves and Our Communities (Training, Awareness & Projects) 14.7 Summary 14.8 Keywords 14.9 Self-Assessment Questions 14.10 Case Study 14.11 References	136 -152

UNIT: 1

Introduction to Environmental Management

Learning Objectives:

- Know the concept of Environmental
- Understand the environmental management, principles, goals, and approaches.
- Energy resources
- Learn ways to environmental studies

Structure:

1.1 Environmental Management

1.2 Sustainable Development

1.3 Implications of Human Population Growth

1.4 Role and importance of Environmental Studies

1.5 Types of Energy Resources

1.6 Summary

1.7 Keywords

1.8 Self-Assessment Questions

1.9 Case Study

1.10 References

1.1 Environmental Management

Environmental management is the process of overseeing and controlling the impact of human activities on the environment. It involves understanding, monitoring, and managing the interactions between human societies and the natural world to promote sustainability and minimize negative environmental impacts.

Key aspects of environmental management include:

- **Resource Conservation:** Environmental management focuses on conserving natural resources such as water, air, land, forests, and biodiversity to ensure their sustainable use for current and future generations.
- **Pollution Prevention and Control:** It involves implementing measures to prevent pollution and minimize the release of harmful substances into the environment, including air pollution, water pollution, soil contamination, and noise pollution.
- **Waste Management:** Environmental management encompasses proper waste management practices, including waste reduction, recycling, and safe disposal of hazardous waste, to minimize environmental pollution and promote resource recovery.
- **Environmental Monitoring and Assessment:** It involves monitoring and assessing environmental conditions, including air quality, water quality, soil health, and biodiversity, to understand the state of the environment and identify potential environmental risks and challenges.
- **Environmental Policy and Regulation:** Environmental management includes the development and implementation of environmental policies, regulations, and standards to promote environmental protection, compliance, and sustainable development.
- **Sustainable Development:** Environmental management aims to integrate environmental considerations into decision-making processes and promote sustainable development practices that balance economic growth, social equity, and environmental protection.

1.2 Sustainable Development

Sustainable development is a holistic approach to economic, social, and environmental progress that meets the needs of the present without compromising the ability of future generations to meet their own needs. It seeks to achieve a balance between economic growth, social equity, and environmental protection to ensure long-term well-being and prosperity for all.

Key principles of sustainable development include:

- **Environmental Stewardship:** Sustainable development emphasizes the responsible management and conservation of natural resources and ecosystems to maintain their health and resilience for future generations.
- **Social Equity:** It aims to promote social inclusion, justice, and equity by ensuring that all individuals have access to essential services, resources, and opportunities for a decent standard of living and meaningful participation in decision-making processes.
- **Economic Prosperity:** Sustainable development seeks to foster economic growth and development that is inclusive, equitable, and environmentally sustainable, promoting innovation, efficiency, and resilience in economic systems.
- **Inter-generational Equity:** It recognizes the interdependence of present and future generations and seeks to ensure that development choices made today do not compromise the well-being and opportunities of future generations.
- **Participatory Decision-making:** Sustainable development encourages democratic governance and participatory decision-making processes that involve all stakeholders, including governments, businesses, civil society organizations, and local communities, in shaping policies and strategies for sustainable development.
- **Integration and Interconnectedness:** It recognizes the interconnectedness of social, economic, and environmental systems and promotes integrated approaches to development that address multiple challenges simultaneously, rather than treating them in isolation.
- **Resilience and Adaptation:** Sustainable development aims to build resilience to environmental, social, and economic shocks and stresses, as well as to climate change impacts, by investing in adaptive strategies, infrastructure, and systems.
- Achieving sustainable development requires collaboration and cooperation across sectors and scales, including local, national, regional, and global levels. It involves

adopting sustainable practices in areas such as energy, transportation, agriculture, urban planning, and waste management, as well as promoting education, innovation, and capacity-building for sustainable development.

1.3 Implications of Human Population Growth

Human population growth has profound implications for society, the environment, and the economy. Some of the key implications include:

- **Pressure on Natural Resources:** As the global population increases, there is greater demand for natural resources such as water, land, forests, and minerals. This can lead to overexploitation of resources, habitat destruction, deforestation, and depletion of freshwater sources, exacerbating environmental degradation and threatening biodiversity.
- **Food Security:** Rapid population growth puts pressure on food production systems to meet the growing demand for food. This can lead to challenges such as food shortages, malnutrition, and food insecurity, particularly in regions with limited agricultural resources or vulnerable to climate change impacts.
- **Urbanization and Infrastructure:** Population growth often leads to rapid urbanization as people migrate from rural areas to cities in search of employment and better opportunities. This can strain urban infrastructure, including housing, transportation, water supply, sanitation, and healthcare, leading to overcrowding, pollution, and inadequate services.
- **Environmental Degradation:** Population growth contributes to environmental degradation through increased pollution, habitat destruction, land conversion, and greenhouse gas emissions. This can result in climate change, air and water pollution, loss of biodiversity, and degradation of ecosystems, impacting human health and well-being.
- **Resource Scarcity and Conflict:** Population growth can exacerbate competition for scarce resources, leading to conflicts over land, water, and other resources. This can result in social unrest, displacement of communities, and humanitarian crises, particularly in regions prone to resource scarcity, environmental degradation, and climate change impacts.
- **Health and Education:** Population growth can strain healthcare and education systems, particularly in developing countries with limited resources. This can lead to

challenges such as inadequate access to healthcare services, overcrowded schools, and limited educational opportunities, affecting human capital development and socio-economic progress.

- **Economic Impacts:** Population growth can have both positive and negative economic impacts. While a growing population can stimulate economic growth, increase consumer demand, and drive innovation and entrepreneurship, it can also strain resources, increase unemployment, and widen income inequality, particularly in regions with limited economic opportunities.

1.4 Role and importance of Environmental Studies

Environmental studies play a crucial role in understanding the complex interactions between human societies and the natural environment.

Here are some key roles and importance of environmental studies:

- **Understanding Environmental Issues:** Environmental studies provide insights into various environmental issues, including climate change, pollution, habitat destruction, deforestation, biodiversity loss, and resource depletion. By studying these issues, we can better understand their causes, impacts, and potential solutions.
- **Promoting Environmental Awareness:** Environmental studies raise awareness about the importance of environmental conservation and sustainability among individuals, communities, businesses, and governments. It helps people recognize their role in protecting the environment and encourages them to adopt more environmentally friendly behaviours and practices.
- **Informing Decision-making:** Environmental studies provide scientific evidence and data to inform decision-making processes related to environmental policies, regulations, and management practices. It helps policymakers, planners, and stakeholders make informed decisions that balance economic development with environmental protection and social equity.
- **Sustainable Development:** Environmental studies contribute to the concept of sustainable development by integrating environmental considerations into development planning and decision-making. It promotes strategies and practices that ensure long-term environmental sustainability while meeting the needs of current and future generations.

- **Conservation of Natural Resources:** Environmental studies play a crucial role in the conservation and sustainable management of natural resources such as water, air, soil, forests, wildlife, and biodiversity. It helps identify strategies for conserving resources, reducing waste, and promoting sustainable resource use and management practices.
- **Mitigating Environmental Risks:** Environmental studies assess environmental risks and vulnerabilities, including natural disasters, pollution, and climate change impacts. It helps identify potential risks, vulnerabilities, and adaptation strategies to minimize the impacts of environmental hazards on human health, safety, and well-being.
- **Interdisciplinary Approach:** Environmental studies adopt an interdisciplinary approach that integrates knowledge and methods from various fields, including ecology, biology, chemistry, geology, sociology, economics, and policy studies. This interdisciplinary approach enables a holistic understanding of environmental issues and facilitates collaborative efforts to address complex environmental challenges.
- **Fostering Environmental Stewardship:** Environmental studies foster a sense of environmental stewardship and responsibility among individuals and communities, encouraging them to actively participate in environmental conservation efforts. It promotes a culture of sustainability, respect for nature, and ethical behaviour towards the environment.

1.5 Types of Energy Resources

There are various types of energy resources:-

❖ **Fossil Fuels:**

- **Coal:** Coal is a combustible sedimentary rock that is mined for its energy content. It is used primarily for electricity generation and industrial processes.
- **Oil (Petroleum):** Petroleum is a liquid fossil fuel extracted from underground reservoirs. It is used for transportation, heating, electricity generation, and petrochemical production.
- **Natural Gas:** Natural gas is a flammable gas consisting primarily of methane. It is used for heating, electricity generation, and as a fuel for vehicles.

❖ **Renewable Energy:**

- **Solar Energy:** Solar energy is derived from the sun's radiation and can be converted into electricity using photovoltaic (PV) cells or concentrated solar power (CSP) systems. It is abundant, clean, and sustainable.
- **Wind Energy:** Wind energy is generated by harnessing the kinetic energy of the wind with wind turbines. It is a clean and abundant source of electricity.
- **Hydropower:** Hydropower is generated by capturing the energy of flowing water, typically from rivers or dams, and converting it into electricity using turbines. It is a reliable and renewable energy source.
- **Biomass:** Biomass energy is derived from organic materials such as wood, agricultural residues, and waste biomass. It can be used for heating, electricity generation, and biofuels production.
- **Geothermal Energy:** Geothermal energy is produced by harnessing heat from the Earth's interior, typically through geothermal power plants or geothermal heat pumps. It is a reliable and renewable energy source.

❖ **Nuclear Energy:**

- Nuclear energy is generated by splitting the nuclei of uranium or plutonium atoms in a process called nuclear fission. It produces large amounts of heat, which is used to generate electricity through steam turbines.

❖ **Alternative Energy:**

- **Tidal Energy:** Tidal energy is generated by harnessing the kinetic energy of ocean tides with tidal turbines. It is a predictable and renewable energy source.
- **Wave Energy:** Wave energy is generated by capturing the energy of ocean waves using wave energy converters. It is a renewable energy source with significant potential for coastal regions.

1.6 Summary

- Environmental management involves overseeing and controlling the impact of human activities on the environment.
- It involves balancing economic growth, social equity, and environmental protection to ensure long-term well-being and prosperity for all.

- Human population growth has profound implications for society, the environment, and the economy. These implications include pressure on natural resources, food security challenges, urbanization, environmental degradation, resource scarcity, health and education issues, and economic impacts.
- Environmental studies play a crucial role in understanding and addressing environmental issues.
- Energy sources depend on factors such as availability, cost, environmental impact, and technological readiness.

1.7 Keywords

- Environmental management
- Sustainable development
- Economic growth
- Population growth
- Food security
- Environmental studies
- Renewable energy

1.8 Self-Assessment Questions

Discuss the importance of balancing economic growth, social equity, and environmental protection in sustainable development.

1.9 Case Study

Sustainable Energy Project in a Growing Urban Area:-

The local government initiates an environmental management plan to address energy-related issues comprehensively. Strategies include promoting energy efficiency measures, transitioning to renewable energy sources, and reducing carbon emissions to mitigate climate change impacts. Environmental monitoring and regulatory compliance are integral parts of the plan to ensure effective implementation and enforcement.

1.10 References

1. Benton E. Gup. (2018). "Commercial Banking: The Management of Risk." Routledge.
2. Sachs, J. D. (2015). "The Age of Sustainable Development." Columbia University Press.
3. World Bank. (2017). "World Development Report 2017: Governance and the Law." World Bank Publications.
4. Masters, G., & Ela, W. (2019). "Renewable and Efficient Electric Power Systems." John Wiley & Sons.

UNIT: 2

Biodiversity

Learning Objectives:

- Know the concept of Biodiversity
- Understand the causes of its depletion
- Become aware
- Learn ways to conserve

Structure:

2.1 Biodiversity and its Values

2.2 Types and Levels of Biodiversity

2.3 Depletion of Biodiversity

2.4 Conservation

2.5 Summary

2.6 Keywords

2.7 Self-Assessment Questions

2.8 Case Study

2.9 References

2.1 Biodiversity and its Values

The totality of living on globe is well-known as biodiversity. The biodiversity of globe include each entity existence variety, as of the smallest bacteria on earth land to the giant whale fish. Relationships between these life forms and their habitat are also part of biodiversity.

Values

"Biodiversity" is separate genus or verity of separately reproduce alive things. Many "species" on globe contain naval creatures, deer with ashy tails, terrestrial, flora, and atomic microbes that not visible in general.

Values of biodiversity

1. Ecological Values: By examining the functioning of the ecosystem, it is possible to assess the environmental benefits of biodiversity. Intensive agricultural production ecosystems, for example, provide ecosystem services that support human wants and actions. These comprise creating and preserving healthy earth, conserving clean groundwater supplies through vegetation, and producing oxygen by plants and microalgae on or beneath the surface.
2. cost-effective Values: The cost-effective force of biological varity on food, animal nosh, health care, principles, and societal ethics is vast.
3. Consumption-related values: The naturally occurring goods utilised for food, including feed for cattle, wood products, fuel wood, and other things, are consumed daily. Humans, as per research, consume around 40,000 plant and animal species daily.
4. Productive use values suggest that the goods are sourced and professionally advertised. The crops that we see today are an evolved form of wild varieties. Biotechnologists constantly work with natural plant variety to develop fresh, extra fruitful, plant varieties.
5. Aesthetic values: organic range improves the value of living and notably contribute to a few of nature's mainly stunning features. The beauty of the terrain is greatly enhanced by biodiversity.

2.2 Types and Levels of Biological variety

Biological diversity broadly describes the transition of life from genes to ecosystems. It includes their existence, genetic variations, environments, populations, and the ecosystems in which they are present, as well as other evolutionary advancements that keep the system functioning, changing, and adapting.

Depending on the degree of variations, biodiversity is divided into many components.

1. Genetic Diversity: It is the diversity of every species. No two members of the same species are alike. Humans, for instance, exhibit a great deal of biodiversity. There are significant distinctions between inhabitants of different places. hereditary variety is essential for a population to adjust to variable ecological situation.
2. genus variety: It denotes the diversity and abundance of genus. A region species density fluctuates greatly depending on its environmental conditions. For instance, it is frequently seen that a human culture near water sources exhibits more species than elsewhere.
3. Ecological Diversity: It is the diversity present among an area's ecosystems. Numerous environmental ecosystems, including mangroves, deserts, and rainforests, exhibit a great diversity of living forms inhabiting there.

2.3 Depletion of Biological variety

The term “Biodiversity loss” means depletion of biodiversity plus its elements due to various reasons and mainly human activities.

Year	Population	Land area converted for human use	Loss of species in ecosystems
1800	0.9 billion	7.6 %	-1.8 %
1900	1.7 billion	16.9 %	-4.9 %
2000	6.1 billion	39.3 %	-13.6 %
2100 <i>Green model</i>	8.7 billion	33.4 %	-11.6 %
2100 <i>Current model</i>	12 billion	49.1 %	-17 %

Figure 2.1: Loss of Biodiversity
Source: IBERDROLA

The five factors for nature loss are territory loss, insidious class, exploitation, pollution, and weather change brought on by green house. Human's actions roles in every situation.

- Territory Loss: The thinning, fragmentation, or complete elimination of an ecosystem's plant, soil, hydrologic, and nutrient resources is known as habitat loss.
- Insidious class: Any migrated variety that notably alters or disturbs the ecology it colonizes is careful insidious. Since they pose greater competitors than native species, invasive species have the potential to destabilize ecosystems. They may use food supplies added rapidly or well or get over territory more rapidly than local variety can correct to new conditions. Several invasive variety attack local species, which may be soon wiped off if the original variety be short of natural barricade alongside the invaders.
- Exploitation: misuse, means as over consumed seafood or earthly animals, reason for depletion of many "species" populations and other species to turn into extinct. Additionally, it indicates that consumption occurs faster than natural regeneration, which affects the planet's vegetation and fauna.
- Pollution: Adding unnecessary or detrimental nutrients or blend of surroundings is called pollution. Across the globe get worse in "quality", at times certain variety are compulsory to go away if the force is higher.
- Global weather change: worldwide warming is the gradual rise in Earth's air warmth that has been happening over the decade or two because by being action such as Co2, methane, gases. When predictable temperature and rainfall patterns are altered due to additional heat being accessible
- Population: The tropical regions, which comprise only approximately one-fourth of the world's total surface, are home to nearly three-fourths of the world's inhabitants. Half of all species on Earth are found in tropical rainforests. Therefore, very big reason of loss of variety.
- Other factors: Earth's flora and animals suffer harm from natural disasters such as forest fires, droughts, floods, volcanic eruptions, earthquakes, etc. Pesticides and other contaminants, such as harmful heavy metals and hydrocarbons, wipe out the weak and delicate species.

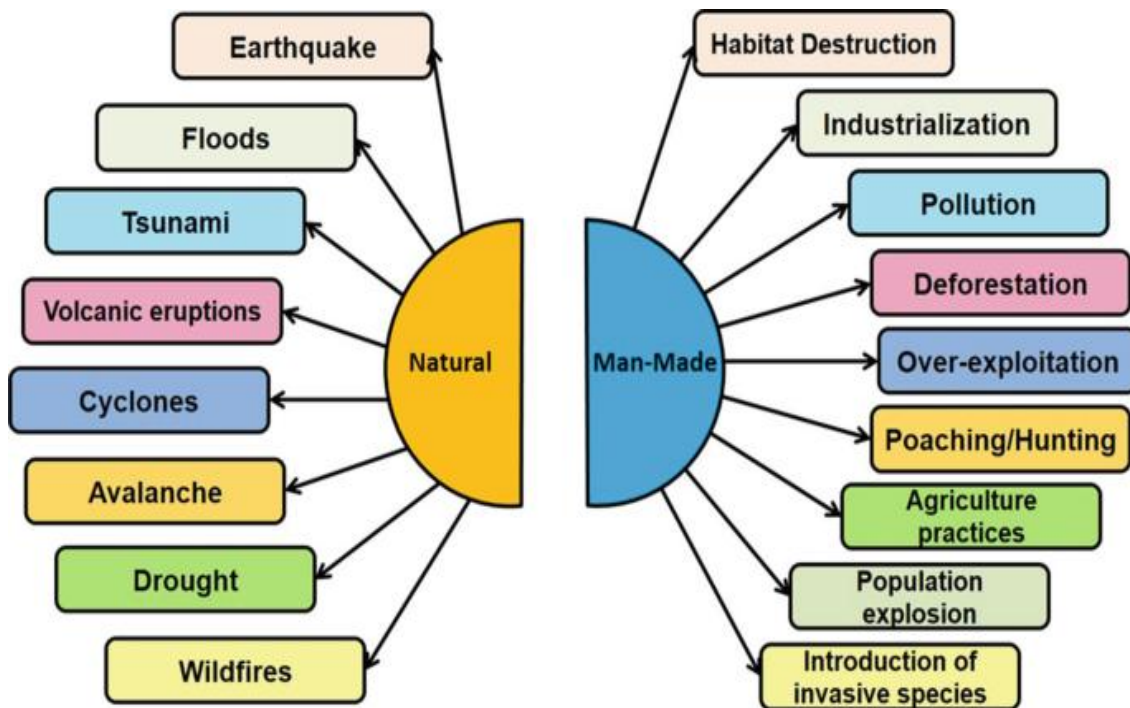


Figure 2.2: Causes of Depletion of Biodiversity

Source: Springer Link

The well-being of the human race will suffer due to biodiversity loss. It will increase the number of animals that spread disease among the local inhabitants. Research has found that the variety well-matched to existing in rigorously patchy ecology is affected carrier.

2.4 Conservation

To acquire wealth for sustainable development, biological variety must be confined. An region with a high diversity abundance is likely to have a additional steady ecosystem than a lesser one. For our wants, we depend on a various flora and fauna Because of this, we need to conserve biodiversity.

The critical aims of biological variety safety are as follows:

- To sustain the mixture of variety.
- Continue apply of ecology and variety of living and non living things.
- To defend crucial biological process for life support.

2.4.1 Methods of Biodiversity Conservation

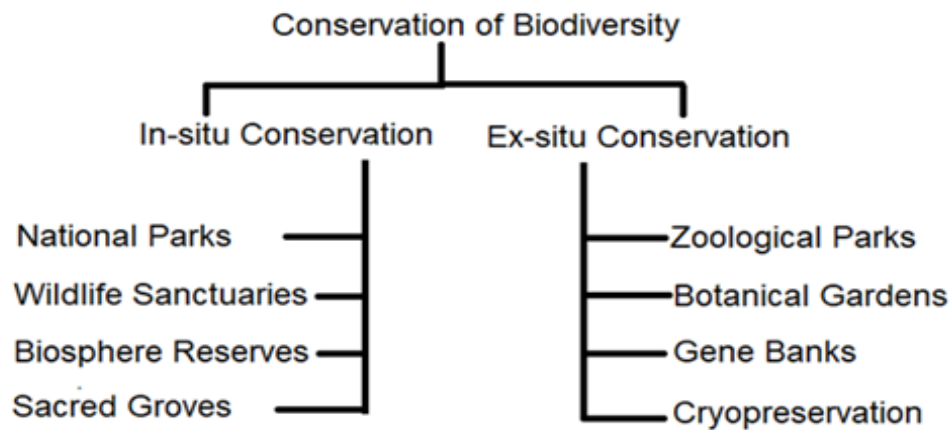


Figure 2.3: Conservation of Biodiversity: Methods
Source: EMBIBE

1. In-situ Conservation

The conservation of variety in their natural territory is considered in-situ biodiversity management. The usual ecosystem is conserved and protected by this method. National parks, nature sanctuary, along with biosphere reserves were a only some secluded place everywhere in-situ preservation is practiced.

The profit of in-situ preservation is manifold. E.g.-

- It is a realistic and reasonable way to conserve biodiversity.
- Numerous dissimilar alive things can be conserved at one time.
- The organisms can grow more efficiently and become accustomed to different ecological situation in a usual ecology

a. Nationwide Forest

To preserve species, the government manages, creates, and protects National Parks, which are small. All human activity is prohibited in these parks.

b. Wildlife Sanctuaries

These are the only places on earth where wild animals can be found. Human activities are permitted here up to an extent. Additionally, tourists travel to these locations for recreation and awareness.

c. Biosphere Reserves

Residents create and maintain biosphere reserves for the sustainable growth and protection of wildlife, flora, and the ecosystem. It comprises both terrestrial and

aquatic ecologies. Activities like tourism and research are allowed within these reserves.

d. Sacred Groves

The entire forest's trees and creatures are revered and granted complete protection by a deity in sacred groves, a specific forest region. They aid in preserving the biodiversity of our nation. No one can harm any living thing in these holy groves since they are self-sustaining mini-ecosystems containing plants and animals. These can be found throughout India.

2. Ex-Situ Conservation

Ex-situ biodiversity conservation can be defined as a destination where breeding and maintaining endangered species in artificial habitats like zoos, nurseries, botanical gardens, gene banks, etc., is done.

The benefits of ex-situ conservation are as follows:

- Species are given proper atmosphere to reproduce.
- Threatened species can be protected by using genetic knowledge.
- Captive-Bred Species can be reintroduced into the natural wild eco-system.

a. Zoological Parks

Animals are relocated from their natural habitat to zoological parks for protection and reproduction. The general public is welcome to go there and witness these animals.

b. Botanical Gardens

A variety of living plant species are preserved here. It resembles a demonstration garden with a variety of plants. They aid in advocating, researching, and preserving threatened plant species.

c. Gene Banks

They are organizations that keep inventories of healthy seeds and other related parts.

2.4.2 Other Strategies of Conservation

- Livestock, agricultural animals, wood plants, and agricultural food products should all be preserved.
- Animals that have economic value ought to be protected.
- Animals should have access to other habitats.
- The overuse of natural resources needs to be avoided.

- Hunting and poaching of wild animals ought to be prohibited.
- It is necessary to create natural reserves and protected places.
- More trees should be planted, and deforestation should be stopped.
- Strict legislation should be put into place and adhered to.
- Alternative strategies for pollution control should be developed.
- It is essential to raise public awareness of the need to protect biodiversity.
- Preservation of threatened species in both their natural and artificial habitats should be done to prevent their extinction.

2.5 Summary

- Biological diversity broadly describes the transition of life from genes to ecosystems. It includes their existence, genetic variations, environments, populations, and the ecosystems in which they are present, as well as other evolutionary advancements that keep the system functioning, changing, and adapting.
- Genetic diversity is necessary for a population to adjust to shifting environmental conditions.
- A region's species density fluctuates greatly depending on its environmental conditions.
- Procreation and maintain in danger of extinction kind in artificial habitat like zoos, nursery, botanical estate, genetic objects banks, etc., is known as ex-situ biodiversity management.

2.6 Keywords

1. **Biological diversity:** "biodiversity" is often use for groups of separately reproduce alive.
2. **Genetic Diversity:** It is the diversity that every species member expresses genetically. No two members of the same species are exactly alike.
3. **genus range:** It denotes the range and abundance of genus. A region species density fluctuates greatly depending on its environmental conditions.
4. **Ecological Diversity:** It is the diversity present among an area's ecosystems. Numerous environmental ecosystems, including mangroves, deserts, and rainforests, exhibit a great diversity of living forms inhabiting there.

2.7 Few Questions

1. What is the dissimilarity among in-situ plus ex-situ conservation of biodiversity?
2. Why is genetic diversity necessary for populations?
3. Explain in detail two examples of in-situ conservation of Biodiversity.
4. As an aware student, what ways would you suggest to conserve the depleting biodiversity?
5. Mention five causes of Biodiversity Loss.
6. Why is it important to conserve biodiversity?
7. How do humans rely on different plant, animal, and microbial species, and why is it crucial to conserve biodiversity to meet our diverse needs?
8. hereditary variety is essential for a population to adjust to variable ecological situation. Comment.
9. Are Zoological and National parks the same? Explain their role in the conservation of biodiversity with some examples.
10. Mention some values that biodiversity contributes to.

2.8 Case Study

The fish population has been experiencing a significant decline in the coastal ecosystem. Within the coastal ecosystem, various piscine species exist, which carry out a vital function in perpetuating ecological equilibrium. The decreasing quantity of fish gives rise to apprehensions regarding the well-being and consistency of the environment, including potential consequences for nearby societies reliant on fishing as their means of subsistence.

Questions:

1. What factors contribute to the decline in fish population in the coastal ecosystem?
2. How might the decline in fish population affect the generally healthiness and firmness of the ecology?
3. What are the potential impacts of the declining fish population on the local communities that rely on fishing?

2.9 References

1. Corporativa, Iberdrola. "Biodiversity Loss, a Risk for the Environment and for Humanity."
2. "Conservation of Biodiversity- Definition & Methods." *Embibe Exams*, 25 Jan. 2023.
3. Agarwal Shikha, Suesh Sahu, Environmental Engineering and Disaster Management, Dhanpat Rai & Co., 2010
4. Brunner R.C., Hazardous Waste Incineration, McGraw Hill Inc. 1989.
5. Cunningham, W.P, Cooper, T.H. Gorhani, E & Hepworth, M.T., Environmental Encyclopedia, Jaico Publishing House, Mumbai, 2001.

UNIT: 3

Water & Water Pollution

Learning Objectives:

- Learn about water pollution
- Understand the pollutants
- Get known to its sources
- Learn ways to combat

Structure:

3.1 Sources of Water

3.2 Water Quality Standard

3.3 Pollutants

3.4 Effects of Water Pollution

3.5 Summary

3.6 Keywords

3.7 Self-Assessment Questions

3.8 Case Study

3.9 References

Water Pollution

3.1 Water Origin places

Water is considered the mainly valuable resource and a necessary component of life. Water is essential to all life and would not exist otherwise. The term "cause water" refers to water body these water sources rely on rainfall and snowfall, both of which are a component of the hydrological cycle. Other sources could be recycled water.

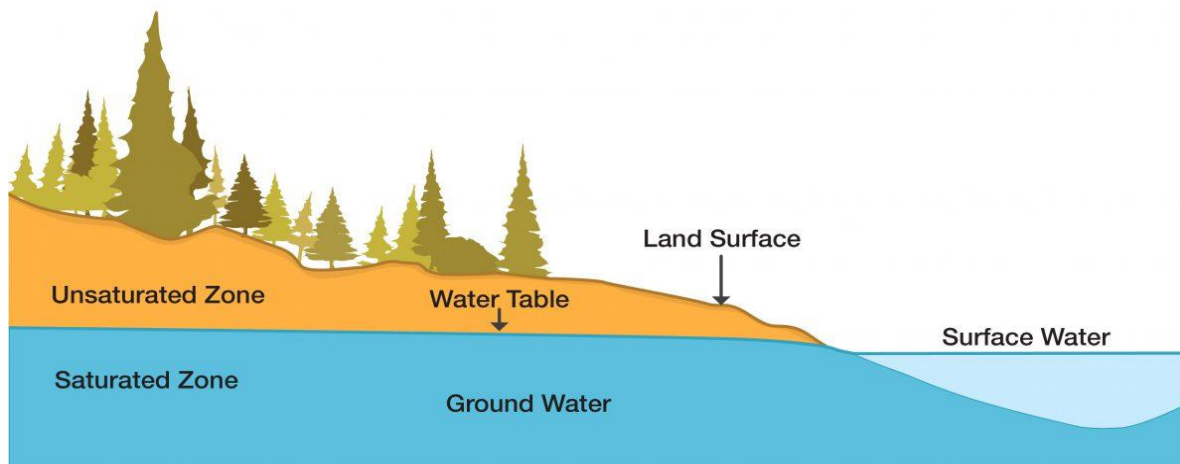


Figure 3.1: Sources of Water

Source: Centre for Disease Control and Prevention

As Figure 3.1 demonstrates, Beneath the earth's surface, in the crevices among rocks and dirt, is where groundwater is found. Groundwater from a well may undergo some level of treatment before it gets to your tap because it is groundwater. Surface water gets collected on the land or in a stream, river, lake, reservoir, or ocean. The surface water of these water bodies constantly evaporates, seeps into the groundwater supply, and gets replenished by rain and snow.

3.1.2 The Water Cycle

The constant flow of (oceans, lakes, and rivers) evaporates (turns from a liquid to a vapour) due to sunlight and the wind. The water fog travels far above the Earth's surface on rising air currents in the atmosphere. Eventually, as the water haze ascends to cooler air, it condenses (turns from a vapour to a liquid) to create clouds, which then fall back to Earth as rain and snow (collectively, precipitation).

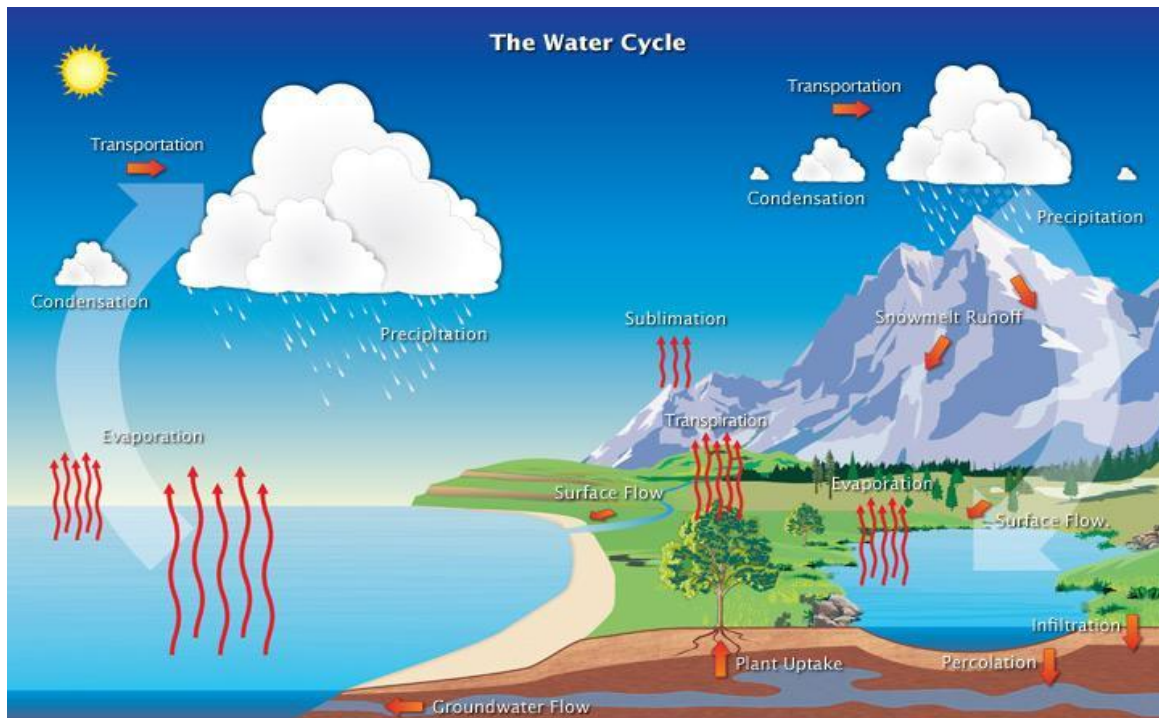


Figure 3.2: Hydrological/Water Cycle

Source: NASA

Rainfall on land can trickle down through the soil into subterranean rocks to become groundwater or wash over the surface as runoff into rivers and streams.

Reservoirs store water, which is transferred between them during transfer operations. Evaporation and transpiration, the movement of water vapors in the atmosphere, precipitation, and water that flows off through the land back to the sea are all continuous water transfer processes.

3.2 Water Quality Standards

Clean and hygienic drinking water is very important and is the right of every individual. Numerous international policy forums have acknowledged the significance of water, sanitation, and hygiene for health and development.

The World Health Organization (WHO) has created many normative "guidelines" in response to this, which provide an official assessment of the health risks related to exposure to harmful substances through water and the efficacy of methods for their control.

Standards for water quality are made up of three essential parts. there are ant degradation regulations, selected uses of a water body, criteria for protecting chosen uses, and designated uses themselves.

3.2.1 Water quality standard in India

Consumption water

Water from any resource chosen for being custom for consumption and food preparation is measured consumption water. It counts all resources for human utilization The “Bureau of Indian Standards established IS 10500: 2012” India's minimum water quality requirement.

Ground Water

The distance downwards of the groundwater is in get in touch with affects the natural chemical composition of groundwater. Mainlythe groundwater is generally acceptable and appropriate for consumption, farming, or manufacturing uses. Mainly groundwater in shallow aquifers is of mixed and calcium bicarbonate types and is generally suitable for various applications. But there are other kinds of water, too, such as water with sodium chloride. The coastal tracts have a salinity problem, and reports of significant concentrations of heavy metals in solitary pockets have also been made.

The majority of the dry Rajasthan, Haryana, Punjab, Gujarat, Uttar Pradesh, , Karnataka, Maharashtra ,Andhra Pradesh Tamil Nadu and Delhi are affected by inland saline in groundwater.

In most of the coastal states of India, salinity issues have been reported in many locations.

Designated-Best-Use	Class of water	Criteria
consumption Water resource lacking conventional management	A	<ul style="list-style-type: none"> • Total Coli forms being • MPN/100ml shall be 50 or less • pH between 6.5 and 8.5 • Dissolved Oxygen 6mg/l or more • Biochemical Oxygen Demand 5 days 20°C 2mg/l or less
outside Water use (Organised)	B	<ul style="list-style-type: none"> • Total <u>Coliforms</u> Organism MPN/100ml shall be 500 or less pH between 6.5 and 8.5 Dissolved Oxygen 5mg/l or more • Biochemical Oxygen Demand 5 days 20°C 3mg/l or less

Table 3.1: Water Quality Criteria
Source: Central Pollution Control Board

3.3 Water Pollutants

Water pollutants can be categorized into four groups, which are as follows:

Pathogens

Organic materials

Inorganic compounds

Macroscopic pollutants

1. Pathogens: Pathogens include bacteria, viruses, protozoa, and other microorganisms. For example, bacteria are frequently found in water. However, as the number of bacteria rises, the water might become contaminated. Coliform and E Coli bacteria are the two most harmful bacteria.
2. Organic Materials: Carbon-containing molecules make up organic compounds. Methyl tert-butyl ether (MTBE) is a relatively typical volatile organic compound. MTBE was once employed as an air-cleaning gas additive. Although it was later outlawed, it will take some time for the water to be entirely free of it. Similar to how

organic material-containing water can cause lethal illnesses like testicular tumors, leukemia, kidney and thyroid cancer, lymphoma, and more.

3. Inorganic Materials: While inorganic elements might not be hazardous in modest absorptions, they can become dangerous water pollutants when they mix with other substances in the water. For instance, inorganic materials include heavy metals like copper, arsenic, barium, mercury, zinc, and more.

Leaching from waste disposal, industrial mishaps, or even increased human activity levels can all contribute to its occurrence. This kind of water contamination also leads to severe health issues in humans and other organisms. Additionally, it can be highly lethal if it is present in larger doses.

4. Macroscopic pollutants: Due to their size and brightness, these kinds of contaminants are particularly noticeable in the water—the most prevalent example of garbage, mainly plastic waste, that finds its way into the sea. Plastic is unlawfully dumped in water because it does not disintegrate. They accumulate in oceans and other bodies of water because they cannot biodegrade.

The following are the leading causes and sources of water pollution:

- “Sewage” water is infected with pathogens, a general water toxin, and other hazardous micro organisms.
- In Agriculture fertilizers plus toxic chemical to protect crops, when these substances are joint with soil water, this is harmful for whole world.
- When a major quantity of oil leaks into the see and does not go away, it poses a harsh vulnerability to water world. And other world species.
- Industries make a lot of garbage contain dangerous substance which contaminate whole ecosystem..



Figure 3.3: Water Pollution
Source: Sibol Alaminos

3.4 Effects of Water Pollution

1. Diseases: Polluted water has several terrible impacts on human health, whether consumed through drinking or other means. Water related diseases
2. Ecology devastation: ecology are incredibly active and react each and every things. If water contamination have to control for ecology.
3. Toxic chemical:chemical add in the human body with water very harmful for human life water world and other territory.
4. Affects the food chain: When pesticide and other hazard in the water are absorbed by water animals and consumed by persons, disruption in food chains occurs.

3.5 Summary

Stream water, underground water, and rainwater collection are the major water used for consumption, washing, cooking, agriculture, and other commercial activities. According to the water's deepness plus location's geology, normal groundwater filtration may get rid of some pollutants and microorganisms. The Bureau of Indian Standards established IS "10500: 2012" as India's minimum water quality requirement. Carbon-containing molecules make up organic compounds. Organic material-containing water can cause lethal illnesses like testicular tumors, leukemia, kidney and thyroid cancer, lymphoma, and more. When a large amount of oil fall into the sea and does not go away, it poses a harsh danger to naval life other nearby naval animals are affected negatively.

If water pollution is not controlled, an entire ecosystem could collapse.

3.6 Keywords

Pathogens: Pathogens include bacteria, viruses, protozoa, and other microorganisms.

Eutrophication: It is a process in which chemicals aid algal development in a body of water and negatively impact aquatic life.

3.7 Self-Assessment Questions

1. Name three primary sources of water that are used for various purposes.
2. How does natural filtration of groundwater help eliminate pollutants and bacteria?
3. What are the environmental impacts of oil spills in the ocean?
4. What are the consequences of uncontrolled water pollution on ecosystems?
5. Mention any three sources of water pollution.
6. Categories water pollutants of them in brief.
7. Explain the concept of eutrophication and its role in water pollution.
8. Evaluate the effectiveness of various water pollution prevention and control measures, such as wastewater treatment plants, watershed management, and regulatory policies. Discuss the challenges and limitations associated with implementing these measures.
9. Analyze how economic activities, industrialization, urbanization, and agricultural practices contribute to water pollution and propose strategies for sustainable water management that consider social and economic dimensions.
10. Examine the role of emerging contaminants in water pollution and their potential long-term implications.

3.8 Case Study

India faces a severe problem with water pollution, which the Yamuna River best demonstrates. This precious water has become contaminated due to rapid industry and urbanization. Industrial effluents, untreated sewage, and solid waste dumping have produced high amounts of harmful pollutants, harming human health and the river's ecosystem. Aquatic biodiversity has decreased, and waterborne illnesses have grown widespread. Effective solutions necessitate sustainable industrial practices, improved wastewater treatment, and community involvement, notwithstanding government initiatives like the Yamuna Action Plan. India must take extensive action to combat water pollution to protect this precious resource.

Questions:

1. How have rapid urbanization and industrialization contributed to the contamination of the Yamuna River in India? Discuss the sources of pollutants and their impact on human health and the river's ecosystem.
2. What are the consequences of water pollution in the Yamuna River for surrounding communities?
3. Explain the prevalence of waterborne diseases and their effects on the local population.

3.9 References

1. "Study Session 4 the Water Cycle and Sources of Water." Study Session 4 The Water Cycle and Sources of Water. Open.edu
2. "Water Sources." *Centers for Disease Control and Prevention*
3. "Vikaspedia Domains." *Vikaspedia*
4. "Water Quality: Guidelines, Standards and Health." *World Health Organization*, www.who.int
5. *Water Pollutants - Lists, Effects, Examples, Solved Questions - TOPPR*, www.toppr.com
6. Agarwal Shikha, Suresh Sahu, Environmental Engineering and Disaster Management, Dhanpat Rai & Co., 2010
7. Brunner R.C., Hazardous Waste Incineration, McGraw Hill Inc. 1989.
8. Cunningham, W.P, Cooper, T.H. Gorhani, E & Hepworth, M.T., Environmental Encyclopedia, Jaico Publishing House, Mumbai, 2001.

UNIT: 4

Air & Air Pollution

Learning Objectives:

- Learn about Air Pollution
- Understand its sources
- Understand its effects
- Know about the air quality standard

Structure:

- 4.1 Composition of Atmosphere
- 4.2 Air Quality Standards
- 4.3 Sources and Effects of Air Pollution
- 4.4 Summary
- 4.5 Keywords
- 4.6 Self-Assessment Questions
- 4.7 Case Study
- 4.8 References

Air Pollution

4.1 Composition of Atmosphere

Our surroundings comprise one or more layers of gases held by the planet's gravity. If the gravity is powerful and the atmosphere's heat level is low, the Earth retains its temperature.

Together with Nitrogen, argon, carbon dioxide, and other gases, Oxygen makes up of the earth's atmosphere. The gas carbon dioxide mainly causes the greenhouse effect.

4.1.1 Gases in the Atmosphere

1. Carbon Dioxide

It is crucial gas in terms of meteorology. It filters off ground radiation. The primary factor behind the greenhouse effect is carbon dioxide.

Even if the amount of other gases in the environment has stayed constant over the past years, the volume of carbon dioxide has been rising principally due to the burning of fossil fuels. This increasing carbon dioxide concentration is the main contributor to global warming.

2. Nitrogen

Nitrogen makes up about 78% of the atmosphere, but using nitrogen straight from the air is impossible.

Proteins are also made by biotic organisms using nitrogen. The nitrogen needed by living organisms is provided through the nitrogen cycle.

3. Oxygen

21% of the air is made up of oxygen. All living things need it, as breathing depends on it. It is also essential for burning.

4. Argon

0.9% of the atmosphere is made up of argon. Their primary application is in light bulbs.

5. Ozone Gas

Ozone Gas acts as a screen as it absorbs the UV rays of sun and blocks its way to an earth's surface.

4.2 Air Quality Standards

Clean air is defined by Air Quality standard “the amount of contaminant present in outdoor air without hampering public health averaged over time”.

The NAAQS had its most recent revision in 2009.

Before now, industrial zones were subject to fewer regulations than residential areas. The National Air Quality Monitoring Programme (NAMP) tracks the NAAQS. The CPCB executes the NAMP.

4.3 Sources and Effects of Air Pollution

4.3.1 Sources

There are four sources of air pollution:

- Automobiles
- Production Sources
- Livelihood Sources
- Natural Sources

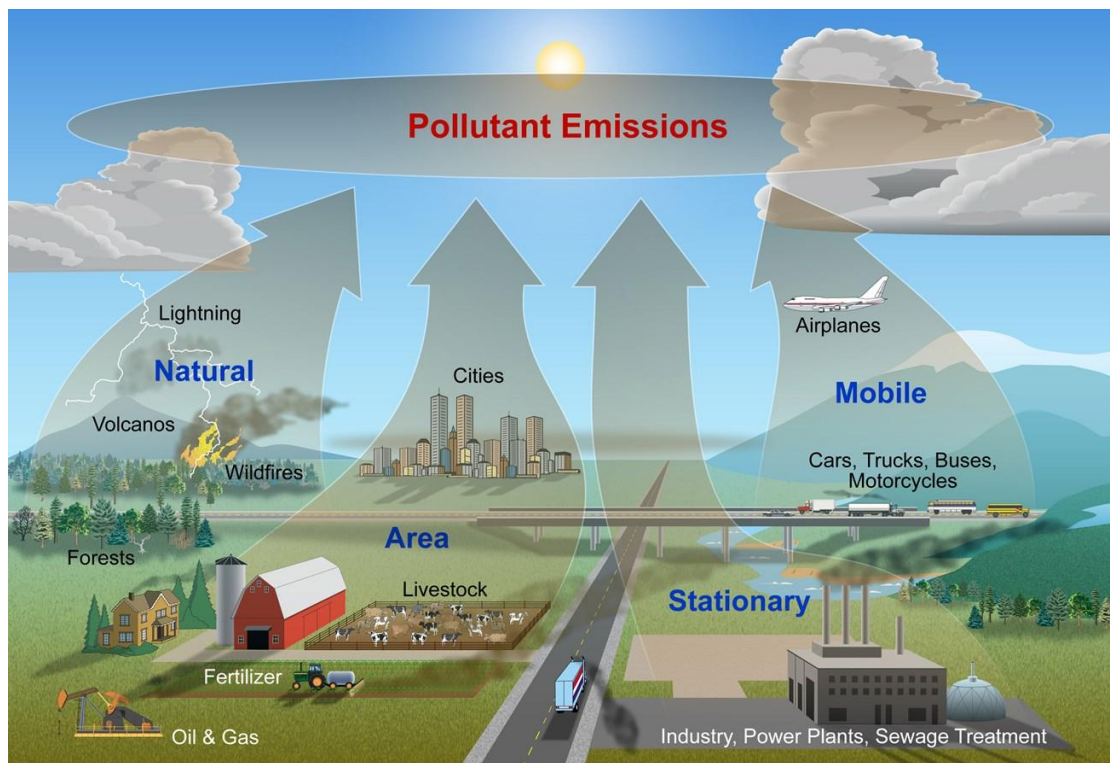


Figure 4.1: Air Pollutants
Source: National Park Service

Two categories of air contaminant are as follows;-

1. Main pollutants

Pollutants that contribute directly to the air pollution are called main pollutants or primary pollutants.

2. Secondary Pollutants

These are produced when primary pollutants mix with another.

Causes of Air Pollution

1. Fossil Fuels

Sulphur dioxide is extensively emitted in an environment during its burning process of fossil fuels.

2. Automobiles

The ecological system is negatively affected by vehicle emissions, which include those from trucks, cars, buses, and jeeps. These are the leading causes of human illness and greenhouse gas production.

3. Farmers' Activities

Ammonia is among the most hazardous substances that are emitted during agricultural operations. Hazardous compounds released by insecticides, pesticides, and fertilizers.

4. Industries and Factories

Industries are leading suppliers of organic compounds, carbon monoxide, , hydrocarbons. These degrade the quality of the environment by dispersing into it.

5. Mining Operations

Large machinery is utilized in the process of mining to extract the minerals under that of soil. The dust and chemicals released throughout the process threaten the health of the people and the employees and pollute the air.

4.3.2 Effects of Air Pollution

The effects of air pollution are-

Diseases

Due to air pollution, people have developed several respiratory and cardiovascular illnesses. Lung cancer incidences have increased during the past few years.

Global Warming

The release of greenhouse gases has caused a disparity in the composition of the air's gases, because of which the earth's heat has increased. Global warming is referred to as the increase in the earth's heat because of which, sea levels are rising, and glaciers melt. As a result of that, several locations are already underwater. There are several reasons for increasing global warming, which include the following:

- **Deforestation:** - The main source of oxygen is plants. Plants absorb Carbon dioxide and releases Oxygen.
- **Employing Vehicles:** - Using cars produces harmful gases. CO₂ and other gases are released in atmosphere when fossil fuels are burned in vehicles.
- **Chlorofluorocarbon:** - Excessive use of Air conditioners and Refrigerators releases Chlorofluorocarbon that impacts the ozone layer. Ozone layer protects from UV rays of the sun.
- **Agriculture:** - Various farming methods that produce methane and CO₂, that results in the rise in the earth's temperature.

Overpopulation

- The amount of CO₂ increases with the increasing population and contributes to global warming.
- **Volcanoes:** - Global warming is also caused by volcanoes. Volcanoes release smoke that has a negative impact on the climate.

Acid Rain

When fossil fuels are burned, Dangerous compounds like sulphur and nitrogen oxides are emitted into the atmosphere. These chemicals react with water droplets, causing them to become acidic and emitting rain harmful to people, animals, and plants. Acid rain is primarily driven by sulphur and nitrogen particles that mix with the wet ingredients of rain. The sulphate and nitrogen ions that combine with water can be caused by industrial emissions or lightning strikes, which release sulphate and nitrogen ions into the atmosphere. Thus, it can have some hazardous effects, such as.

- All nutrients necessary for plant development and survival are washed away.
- It affects the respiratory system of both humans and animals.

- In addition to corroding water pipes, acid rain contributes to heavy metals like iron, lead, and copper leaching into drinking water.
- It harms structures and historical landmarks constructed of metal and stone.

Ozone Layer Depletion

This layer is mainly found in the lowest layer of earth's atmosphere. Millions of people would get skin diseases, if there would have been no ozone layer. Ozone layer is becoming thin because of the release of chlorofluorocarbons and halons into the atmosphere. Various skin problems are caused by sun's ultraviolet radiations.

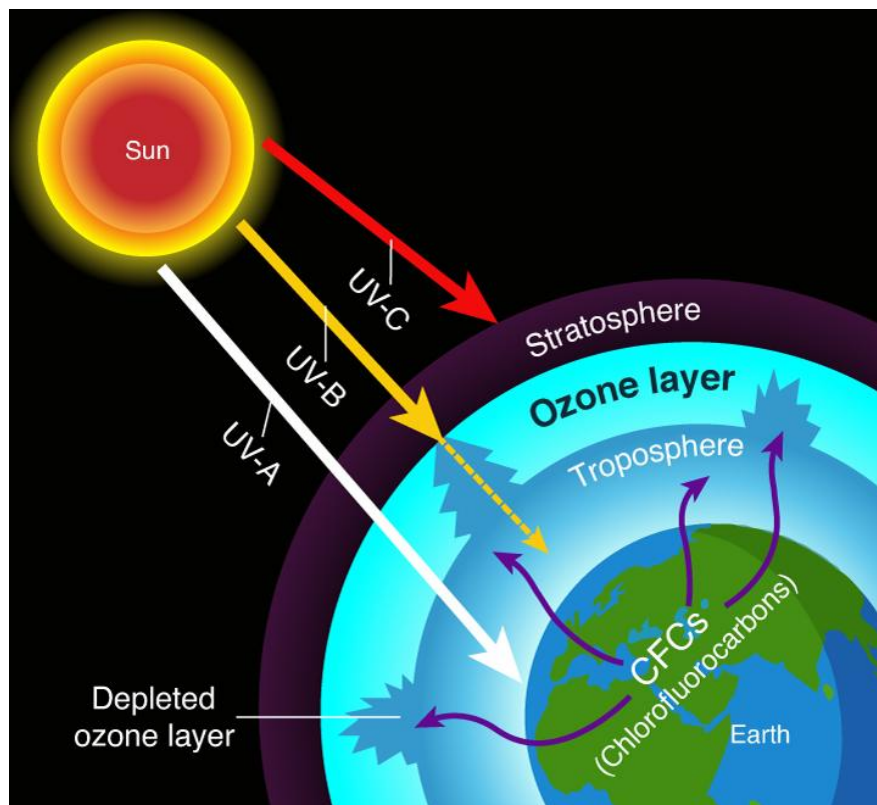


Figure 4.2: Ozone Layer Depletion
Source: Science Facts

The ozone layer's loss negatively impacts the environment.

- Harmful Effects on the Individual's Health

When this layer deteriorates, individuals will be straight uncovered to the sun's hazardous Ultraviolet radiation. Human beings are susceptible to serious health issues like cancer, skin disorders, cataracts, sunburns, accelerated ageing, and weaker immune systems.

Skin and eye cancer is caused by direct ultraviolet radiations.

Environmental Impacts Heavy UV rays of sun may stops plants from developing, blossoming, or restricts the process of photosynthesis.

One major contributor to air pollution and various sources is the greenhouse effect. Just like glass roof of a green house, gases like CO₂, traps heat. During the day, the Sun emits radiations through the atmosphere.

The Sun radiates through the atmosphere returning heat to the atmosphere. However, the atmosphere's greenhouse gases capture part of the heat.

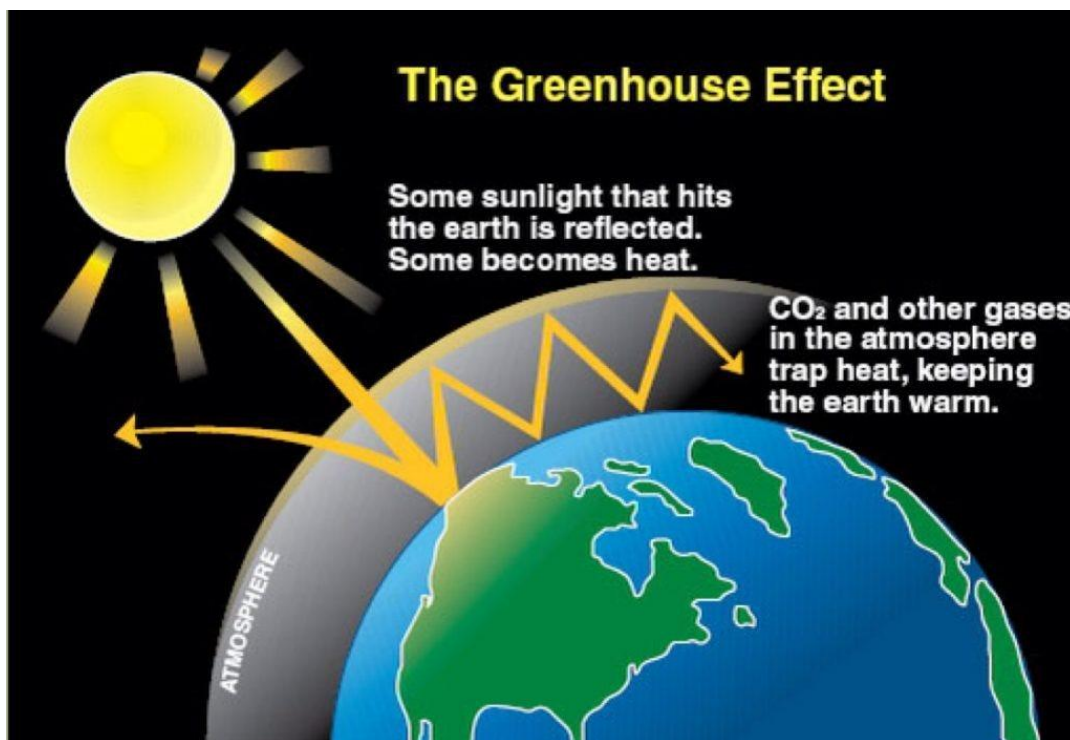


Figure 4.3: Greenhouse Effect
Source: Medium

There are two types of causes of the greenhouse effect.

Natural: The sun makes the earth habitable. 70% of the solar energy that reaches our planet passes through the atmosphere, with just 30% of it being reflected in space. The earth's surface, oceans, and atmosphere reflect and heat the gas. The heat is then returned by reflection.

Human-Induced: A portion of rays reflected during the natural greenhouse effect is reflected into space. Nearly 90% of it is taken up by greenhouse gases. This causes the gases to reflect more heat towards the earth, increasing its warmth.

4.4 Summary

- ❖ The planet's atmosphere is made up of one or more layers of gases when the gravity is strong and held in place by the planet's gravity.
- ❖ In terms of meteorology, carbon dioxide is a crucial gas.
- ❖ During the burning of fossil fuels, when fossil fuels are burned, sulphur dioxide is released, carbon monoxide is released and also contributes to air pollution.

4.5 Keywords

Atmosphere: It is a mixture of gases surrounding our planet.

The air quality standard defines “clean air as the amount of a contaminant present in outdoor air”.

National Ambient Air Quality Standards: (CPCB) established and used these air quality guidelines nationwide.

4.6 Self-Assessment Questions

1. Discuss two gases in the Earth's atmosphere, and what are their respective percentages?
2. Explain the relationship between fossil fuel combustion and the release of sulphur dioxide and carbon monoxide release into the atmosphere. How do these pollutants contribute to air pollution?
3. Explain the phenomenon of acid rain and its connection to air pollution. What are the primary pollutants responsible for acid rain, and what are this phenomenon's environmental and ecological impacts?
4. Describe the impact of air pollution on climate change. How do greenhouse gases and air pollutants interact to influence the Earth's climate, and what are the consequences of this interaction?
5. What are the primary sources of air pollution, and how do they contribute to the deterioration of air quality?
6. Explain the role of industrial activities in air pollution.

7. Discuss the primary pollutants emitted during combustion and their environmental and health impacts.
8. Explain primary greenhouse gases responsible for the enhanced greenhouse effect, and how do they contribute to global warming? Discuss their sources.
9. What are the primary substances responsible for ozone depletion, and how do they affect the ozone layer?

4.7 Case Study

The 1980s saw a significant acid rain outbreak in the Scandinavian region, which hurt the ecology. Wind currents brought industrial emissions from nearby nations, especially sulphur dioxide and nitrogen oxides, precipitating acid rain in Norway, Sweden, and Finland. Acid rain caused lakes and rivers to become more acidic, which killed aquatic life and reduced biodiversity. In addition, woods were harmed by acid rain, which inhibited tree development and caused a loss of foliage. The forestry and fishery industries experienced losses, having a considerable negative economic impact. The afflicted nations established stricter emission limits and international partnerships to reduce pollution emissions to fight this problem.

Questions:

1. Describe the environmental impacts of acid rain on aquatic ecosystems in the Scandinavian region during the 1980s. How did the acidification of lakes and rivers affect marine life and biodiversity in the affected areas?
2. Explain the consequences of acid rain on forest ecosystems in Norway, Sweden, and Finland. Discuss the specific damages caused to forests, including the effects on foliage and tree growth and the subsequent economic implications for the forestry industry.
3. Discuss some measures to prevent or reduce acid rain possibilities.

4.8 References

1. Agarwal Shikha, Suesh Sahu, Environmental Engineering and Disaster Management, Dhanpat Rai & Co., 2010
2. Brunner R.C., Hazardous Waste Incineration, McGraw Hill Inc. 1989.
3. Cunningham, W.P, Cooper, T.H. Gorhani, E & Hepworth, M.T., Environmental Encyclopedia, Jaico Publishing House, Mumbai, 2001.

UNIT: 5

Noise and Noise Pollution

Learning Objectives:

- Know about Noise Pollution in detail
- Understand its sources
- Learn about its effects
- Learn ways to control noise pollution

Structure:

- 5.1 Noise Pollution: An Introduction
- 5.2 Levels of Noise
- 5.3 Sources and Effects of Noise Pollution
- 5.3 Prevention of Noise Pollution
- 5.4 Summary
- 5.5 Keywords
- 5.6 Self-Assessment Questions
- 5.7 Case Study
- 5.8 References

5.1 Noise Pollution: Introduction

Any upsetting sound that interferes with people's and other species' health and well-being is called noise pollution. WHO defined noise pollution as the level of noise greater than 65 dB? In actuality, noise is uncomfortable at 75 decibels (dB) and dangerous when it reaches 120 dB. It is advisable to keep the noise level as low as 65 Decibels.

5.1.1 Noise Pollution - Types

The three categories of pollution are as follows:

Vehicle Noise

Residential Noise

Industrial Noise

Vehicle Noise

It primarily consists of traffic noise, which has been louder in recent years as more cars have been on the road. The increase in noise pollution causes age-related hearing loss, headaches, hypertension, and other problems.

Residential Noise

It includes noise made by appliances, household tools, etc. The primary sources are things like speakers, transistors, and musical instruments.

Industrial Noise

The loud noise is a result of the heavy industrial machinery. Numerous studies have found that industrial noise pollution reduces hearing capacity by 20%.

5.2 Levels of Noise

The risk of loss of hearing will be increased by increased exposure length, specifically when there is no hearing protection worn and sufficient rest periods are not provided for the ears between exposures.

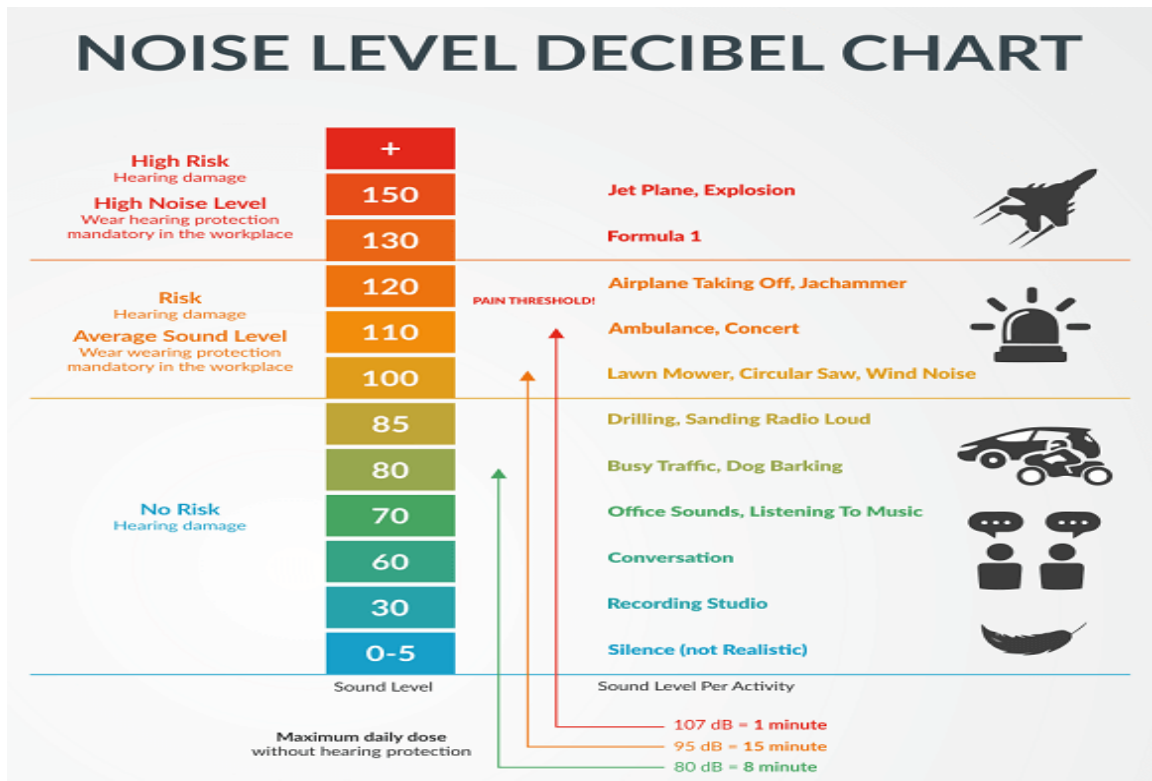


Figure 5.1: Noise Level Decibel Chart
Source: Electronics Hub

Figure 5.1 demonstrates the noise level produced by different human activities and instruments.

5.2.1 Noise Exposure Limits

Occupational hazards such as noise are well known and must be managed. As each nation has noise exposure limitations, professionals must check the local legislation to determine the standards established for the country where their firm conducts business.

Country	8-hr average dB(A) exposure	The Upper limit for peak sound pressure level
France	60-80	110
USA	80	120
UK	75	120
India	75	115
China	75	120
Japan	80	120

Table 5.1: Noise Limitations By Different Countries
Source: IOSH

Although the restrictions differ from nation to nation, a time-weighted average (TWA) of 75 dB (A) is the generally acknowledged benchmark.

5.3 Sources and Effects of Noise Pollution

5.3.1 Sources/Causes

Various sound making heavy equipments.

Lack of Urban Planning: - Developing nations have bad urban planning. People are facing problems like large families living in cramped quarters, disputes over parking, and frequent altercations about necessities creating noise pollution. And Noise pollution can be reduce by closing the structures of residential homes and industries.

Social Occasions: - Social events create lot of noise whether it's a public gathering, etc.

Transportation: - The main source of noise pollution is noise produced by cars on the roads, planes flying and the underground trains.

Building Activities: - Ongoing construction projects like mining, bridges, dams, stations, roads, flyovers etc. plays a significant role in creating noise pollution. Long-term exposure to construction noise impairs the hearing capacities of those subjected.

A portion comprises people who hear these noises from their homes or while travelling, while another contains construction workers who participate in these activities.

Household tasks: - People use heavy devices in their daily lives that creates noise pollution like use of TVs, cell phones etc. However, it harms the neighborhood's quality of life, environment's health and human and local wildlife.

Audible Air Traffic Noise: - Air travel contributes significantly in noise pollution.

5.3.2 Effects of Noise Pollution

Hearing Issues: - Health issues can be raised for any undesirable sound for that our ears are not designed. Hear loss temporary or permanently is one of major threat due to noise pollution.

Psychological Problems: - Psychological health can be harmed at places of employment, including offices, construction sites, pubs, and even our homes by the excessive noise pollution. Excessive noise levels can contribute to aggressive behavior, sleep disruption etc.

Physical Issues: - Various health issues may develop when noise exposed to loud. Loud noise may lead to headaches, elevated blood pressure, respiratory irritation, and a racing pulse.

Cognitive Problems & Behavioral Modifications: - Noise pollution affects brain activity, concentration levels and also hinders the memory. People who live close to the roads or an airport where the noise frequency is high often suffers from health issues.

Insomnia disorders: - Although it may not seem like much at this stage, overly high noise levels are likely to interfere with your sleep, which can cause annoyance and uncomfortable circumstances. You could have a lot of fatigue-related issues if you don't get enough sleep. This will impact your performance at work and home.

Cardiovascular issues: - Cardiovascular disease, high blood pressure, and cardiac issues brought on by stress are all on the rise. According to studies, loud noise disturbs the regular blood flow, raising blood pressure and heart rate.

Impact on Wildlife Life

Noise pollution affects animals much more than humans. As per the study by Biology Letters, various animals are impacted by human noise.

Pets respond more violently in homes when there is constant noise as they are more prone to losing their bearings.

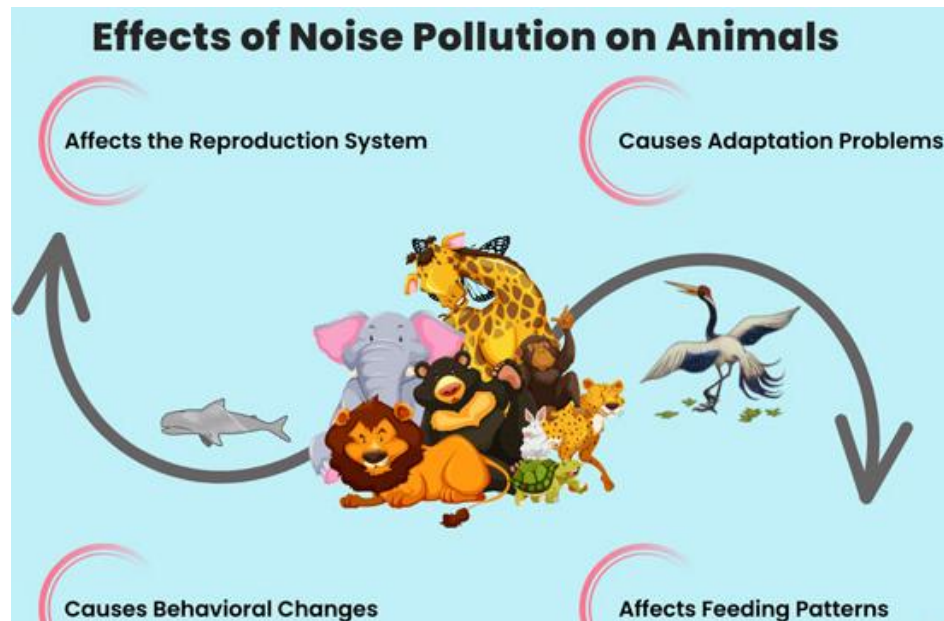


Figure 5.2: Effects of Noise Pollution on Animals
Source: Earth Reminder

Loss of hearing can also be experienced by the animals, that makes them exposed to hunting by other animals and their population can decrease.

5.4 Prevention of Noise Pollution

Noise pollution can be prevented by the Government in following ways:-

Government should establish some principles to take preventive and remedial actions.

Government can prevent noise pollution especially in green areas.

The distance between residential areas and noise sources should be maintained.

Pedestrian areas should be developed to maintain distance between vehicle's noise and pedestrians. Apply strategies to control the volumes in pubs, clubs, events, etc.

Establish 'No-Noise' zones in some areas where any type of noise should not be tolerated.

Some other practices that can be applied by an individual in their effort to reduce noise pollution are as follows:

Reduce noise production by controlling noise level.

Make homes less noisy by turning down the music system, television, radio volume, etc.

Make proper use of noise absorbents for noisy machines.

To listen music, use headphones.

Wear earplugs in noisy environment to reduce the overall noise level.

Use electric vehicles or bicycles as other modes of transportation.

Insulate your homes by using noise-absorbing materials.

5.5 Summary

- Any upsetting sound that interferes with people and other species' health and well-being is called noise pollution.
- The risk of loss of hearing will be increased by increased exposure length, specifically when there is no hearing protection worn and sufficient rest periods are not provided for the ears between exposures.
- Noise pollution in urban also reduced when residential and industrial structures are close.
- Performance improved over time as noise alters brain activity and concentration levels.

5.6 Keywords

- **Noise Pollution:** Any upsetting sound that interferes with people's and other species' health and well-being is called noise pollution.
- **Time-averaged:** It is a way of estimating a worker's every day contact to dangers like noise; it refers normally to the average frequency at which an individual becomes open to an unfavourable condition like noise over a set period
- **Psychological problems:** These include aggressive behaviour, sleep disruption, ongoing stress, weariness, sadness, anxiety, hysteria, hypertension, etc.
- **Ecological Equilibrium:** It is a dynamic equilibrium within an organismal community when genetic, species and ecosystem diversity stay largely stable and are only gradually changing due to natural succession.

5.7 Self-Assessment Questions

1. Explain the familiar sources of noise pollution in urban environments?
2. Discuss how noise pollution impact on human health and well-being?
3. What simple measures can individuals take to reduce noise pollution in their daily lives?

4. How does prolonged exposure to noise pollution contribute to chronic health conditions?
5. How can urban planning and architectural design contribute to minimising the impacts of noise pollution on human health and well-being?
6. What is the concept of time-weighted average (TWA), and how is it used to assess noise exposure?
7. What are the cognitive effects of noise pollution on brain activity and concentration levels?
8. What is the generally accepted benchmark for noise exposure in occupational settings?
9. How does the World Health Organisation define noise pollution?
10. What is the recommended noise level threshold set by the WHO?

5.8 Case Study

A study examined how noise pollution affects avian behaviour and communication among urban bird species. Field research showcased that loud anthropogenic noise interferes with bird vocalisations, which impacts mate attractiveness, territorial defence, and breeding success. Additionally, stress reactions brought on by noise affect foraging habits and lower foraging effectiveness. The study emphasised the necessity for noise reduction measures to save urban bird populations and their ecological integrity.

Questions:

1. How does noise pollution affect the communication and behaviour of wildlife species in urban environments?
2. Explain different observed effects of noise pollution on the reproductive success and breeding behaviours of animals in urban areas?
3. In what ways does noise pollution influence the foraging patterns and ecological interactions of wildlife species within urban ecosystems?

5.9 References

1. "Noise: Sound Levels and Their Relevance." *IOSH*
2. "Causes and Effects of Noise Pollution on Humans and Animals." *Conserve Energy Future*.

3. Alimohammadi, Iraj, et al. "Effect of Chronic Noise Exposure on Aggressive Behaviour of Automotive Industry Workers." *The International Journal of Occupational and Environmental Medicine*, U.S. National Library of Medicine, Oct. 2018.

UNIT: 6

Municipal Waste

Learning Objectives:

- Learn about Solid Waste Management
- Learn to classify waste
- Understand its composition
- Know its characteristics

Structure:

6.1 Municipal Waste- An Introduction

6.2 Classification of Solid Waste

6.3 Composition of Solid Waste

6.4 Characteristics of Solid Waste

6.5 Summary

6.6 Keywords

6.7 Self-Assessment Questions

6.8 Case Study

6.9 References

Solid Waste Management

6.1 Municipal Waste- Introduction

Any undesired material in our environment or from everyday products that is neither liquid nor gas is considered solid waste. These wastes need to be disposed of carefully by following recognised protocols. Solid waste management has been an issue owing to improper disposal for a very long time.

Solid waste management is “the process of collecting, treating, and disposing of solid waste”. This waste management process involves gathering and disposing of wastes from diverse sources.



Figure 6.1: Solid Waste Management
Source: Netsol Water

Municipal Solid Waste

Municipal solid waste (MSW) is a kind of waste with the purpose of includes common goods discarded by the general public. Persistent wastes like plastic film and non-recyclable packaging make up most trash streams in cities with well-developed waste recycling systems. Municipal solid waste categories eliminate industrial, agricultural, medical, and radioactive waste and sewage sludge. The municipality is in charge of collecting trash within a given area. The term "residual waste" describes garbage from residential sources that have not been moved or separated for processing.

6.2 Categorization of Solid Waste

Solid waste can be categorized- Biodegradable and Non-Biodegradable. At the same time, Municipal Solid waste consists of both, some other types of substantial waste fall under the two. Some of them are mentioned below.



Figure 6.2: Classification of Solid Waste
Source: INTOSAI

Dangerous waste

"Hazardous waste" describes a specific category of dangerous material. Industrial and medical waste is regarded as hazardous because they have harmful elements. Toxic, incredibly flammable, or explosive, hazardous wastes can damage people, pets, and plants. Batteries, shoe polish, paint cans, pharmaceutical containers, and medicine bottles are some of the examples of hazardous household waste. Hazardous waste in the industrial sector is mainly produced by the metals, chemical, paper, dye, pesticide, refining, and rubber goods industries.

Hospital Waste

Hospital waste is produced throughout the diagnosis, therapy, or immunization of people or animals and the study, creation and testing of biological products.

Infectious hospital waste include discarded blood, sharps, unnecessary microbiological cultures and stocks, identifiable body parts (like amputation-related body parts), additional human or animal tissue, used bandages and dressings, discarded gloves, and other medical supplies that might comprise brushed blood or other bodily fluids.

Wastes from Construction sites

Wastes from creation and demolition are materials left over after constructing, renovating, repairing, or demolishing homes, businesses, and other structures. It mainly consists of earth, stones, concrete, bricks, stones, lumber, roofing, plumbing, heating and electrical materials, and pieces of the general municipal waste stream.

Industrial Wastes

This class includes the solid waste left behind after manufacturing and other industrial processes. They have a wide variety of compounds. They are treated differently from municipal wastes due to this.

Sewage Wastes

Sewage waste is mainly organic and they are often made by processing both treated and untreated sewage. Grit, an inorganic component of raw sewage that is isolated during the first stage of treatment, must be buried or disposed of right away because it entraps putrescible organic materials that could contain infections. Most treated, dewatered sludge can be used to improve soil, but doing so is only sometimes cost-effective. Therefore, unless specific planning is done for disposal, the solid sludge enters the municipal trash stream.

6.3 Composition of Solid Waste

One of the critical variables disturbing emissions commencing solid waste treatment is the nature of the trash, as diverse waste types include varying amounts of degradable organic carbon and fossil carbon. Waste composition and its classifications employed to gather information on waste composition in Municipal Solid Waste differ significantly in various nations and areas.

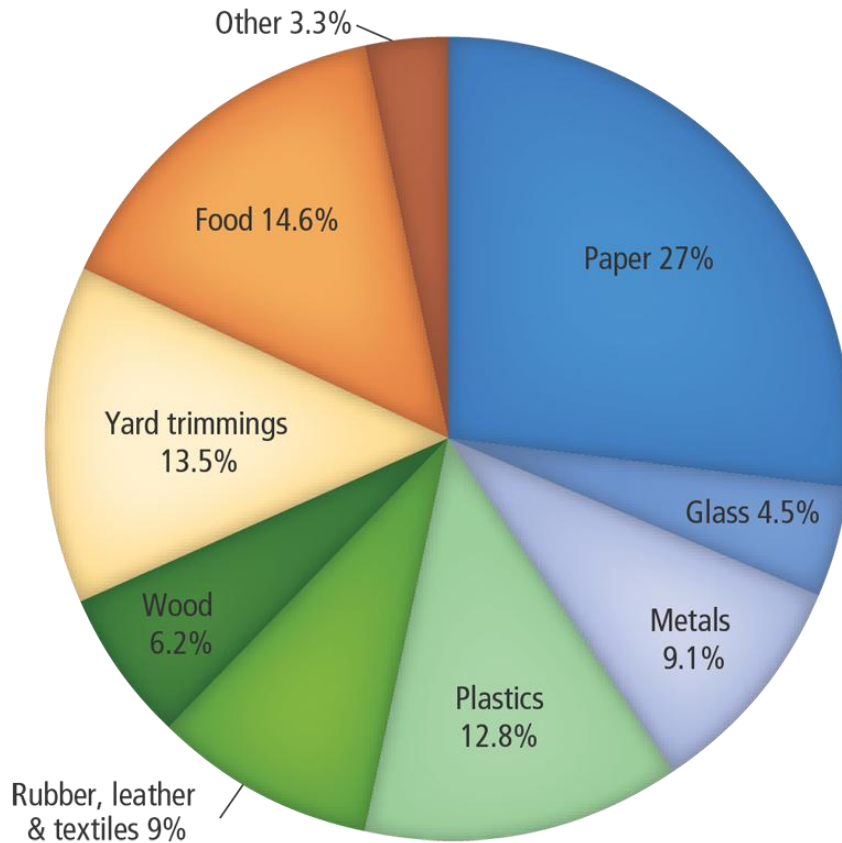


Figure 6.3: Composition of Municipal Solid Waste
Source: EPA

Wastes such as food, textiles, paper, and yard waste are all degradable. Non-fossil carbon is also present in small amounts in ash, dust, rubber, and leather but is hardly biodegradable. The majority of the fossil carbon in MSW is found in some textiles and plastics (particularly plastics found in disposable diapers). Small amounts of fossil carbon can also be found in paper and synthetic leather.

The gathering of plastic objects having impact on overall eco system is called Plastic Waste.

Chemical Composition of Solid Waste

Heat content, called calorific value, is the quantity of heat energy created when the trash is burned. Moisture content is the total of water in the waste. Ash content is the amount of material left over after burning the waste.

6.4 Features of Solid Waste

The features of Solid Waste are divided into two categories: Physical Characteristics and Chemical Characteristics.

Physical Characteristics

The physical characteristics of waste are

Density

When designing a solid waste management system, such as propose of luggage compartment, sanitary landfills, types of collection and transportation vehicles, etc., the solidity of the garbage, or its mass per unit volume (kg/m^3), is an essential consideration. When choosing typical values, extreme caution should be taken because the density of solid wastes varies. It has been discovered that the typical value for compaction vehicles is around $300 \text{ kg}/\text{m}^3$.

Moisture Content

The heaviness of water divided by the whole wet weight of the trash is recognized as the moisture content. Moisture makes solid wastes heavier, which raises the expenditure of collection and transportation. Additionally, the moisture content is a crucial factor within determining whether waste treatment through incineration is economically feasible for the reason that wet waste requires energy in favor of the evaporation.

Size

When getting better materials, more than ever mechanical methods like trammel screens and magnetic separators. Because it affects the design of mechanical separators and shredders, it is crucial to measure the size distribution of waste stream particles.

Chemical Characteristics

The chemical characteristics of waste are

1. Lipids

This group of substances comprises fat, oils and grease. Fats, food preparation oils, and waste are primary sources of lipids. Lipids contribute to the liquid content for the duration of waste decomposition because they become liquid at temperatures just slightly higher than ambient. Despite being biodegradable, lipids degrade very slowly because they are poorly soluble in water.

2. Carbohydrates

Carbohydrates which include sugar and polymers of sugars (like as starch, cellulose, etc.) with general principle $(CH_2O)_x$, are predominantly found in food and yard waste. Carbohydrates are easily biodegraded into substances like methane, carbon dioxide, and water. Decomposing carbs draws flies and rats; thus, they shouldn't be exposed for an unlimited time.

3. Proteins

Proteins comprise an organic acid with an amine group (NH_2) that has been replaced. Proteins are substances having the elements carbon, hydrogen, oxygen, and nitrogen. They are primarily discovered in gardens and food waste. These compounds' partial breakdown may lead to the generation of amines with foul scents.

4. Natural Fibers

Natural fibers, which include the biodegradable substances cellulose and lignin, are present in food waste, paper goods, and yard trash. They are appropriate in favour of incineration.

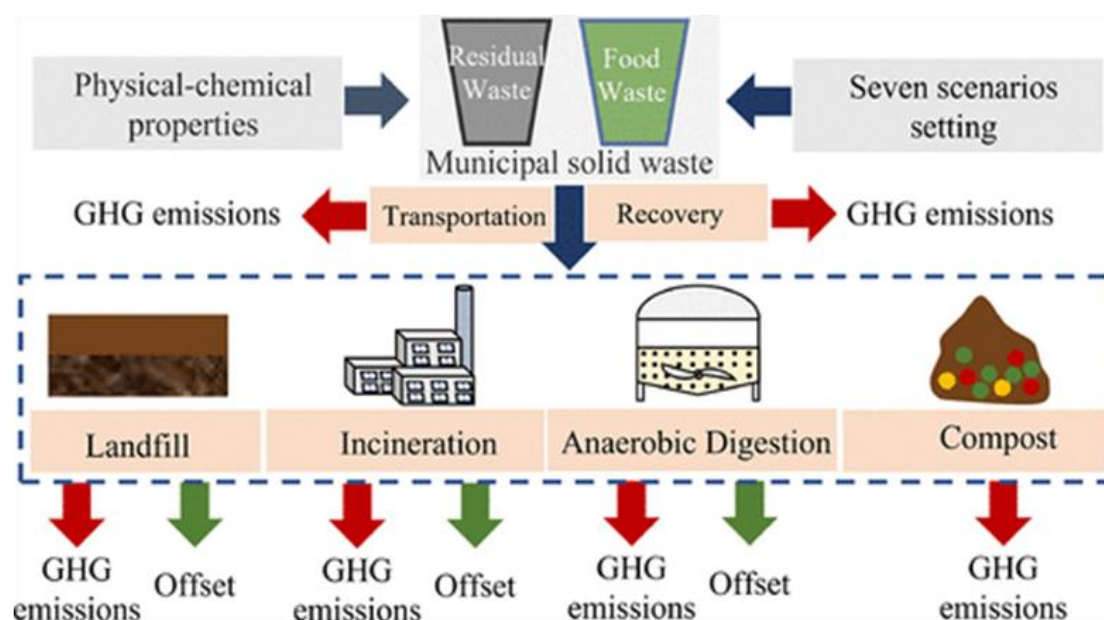


Figure 6.4: Characteristics of Solid Waste
Source: ACS Publications

6.5 Summary

- Any undesired material in our environment or from everyday products with the purpose of is neither water nor gas is considered solid waste.
- Municipal solid waste categories eliminate industrial, agricultural, medical, and radioactive waste and sewage sludge. The municipality is in charge of collecting trash within a given area.
- There are two main categories in which solid waste be capable of be categorized- Biodegradable and Non-Biodegradable.
- Hazardous waste in industrial sector is mainly produced by the metals etc
- Hospital waste is produced at some stage in the diagnosis, therapy, otherwise immunization of people or animals and the study, creation and testing of biological products.
- The moisture content is crucial in determining whether waste treatment by incineration is economically feasible for the reason that wet waste requires energy for water evaporation and for increasing the temperature of water vapors.

6.6 Keywords

- **Solid Waste:** Any undesired material in our environment or from everyday products that is neither liquid nor gas is considered solid waste.
- **Solid Waste Management:** It is the “process of collecting, treating, and disposing of solid waste ”.
- **Residual Waste:** It describes garbage from residential sources that have yet to be moved or separated for processing.
- **Calorific value:** The quantity of heat energy created when the trash is burned.

6.7 Self-Assessment Questions

1. Define solid waste, and in what way it is dissimilar from liquid or gas waste?
2. What does municipal solid waste (MSW) include, and who is responsible for its collection?
3. How can solid waste be categorised into biodegradable and non-biodegradable?
4. What are some examples of industries that produce hazardous waste, and what are the potential dangers associated with exposure to such waste?
5. What is hospital waste, and what are its sources and characteristics?

6. How does the moisture content of waste affect the feasibility of waste treatment by incineration?
7. Write a note on the physical characteristics of solid waste.
8. Write a note on the chemical characteristics of solid waste.
9. Write a short note on Municipal Solid Waste.
10. Write a short note on Municipal Solid Waste and Industrial waste composition.

6.8 Case Study

The Brazilian city of Curitiba is an excellent case study in solid waste management. Curitiba adopted an innovative waste management system that prioritised recycling, waste reduction, and community involvement in the 1970s in response to rising garbage creation and a shortage of landfill space. Citizens were urged to sort their rubbish into various categories as part of the city's extensive recycling programme. Curitiba also established a network of parks and green spaces that acted as trash collection sites, fostering neighbourhood involvement and instruction. The municipality also invested in waste-to-energy facilities to turn non-recyclable waste into electricity. Due to these activities, Curitiba saw reduced landfill usage, a 70% recycling rate, and much better environmental conditions.

Questions:

1. How did Curitiba, Brazil, successfully implement a comprehensive recycling program as a fraction of its solid waste management system, and what factors contributed to its high recycling rate of approximately 70%?
2. What were the innovative strategies and community engagement approaches employed by Curitiba to encourage waste reduction and segregation, including establishing green spaces and parks as waste collection points?
3. What were the environmental and social benefits observed in Curitiba due to its waste-to-energy plants, which converted non-recyclable waste into electricity, and how did this approach contribute to reducing landfill use and improving overall environmental conditions in the city?

6.9 References

1. "Classification of Solid Wastes." *Environmental Information System*, www.envvis.org
2. "Solid Waste: Sources, Composition and on-Site Storage."
3. "Environmental Engg." *EE: Characteristics of Solid Waste*.

UNIT: 7

Waste Disposal

Learning Objectives:

- Learn the process of solid waste management
- Know about sanitary landfills
- Understand solid waste disposal
- Learn about Composting

Structure:

7.1 Collection and Conveyance

7.2 Disposal of Solid Waste

7.3 Resource Recovery

7.4 Summary

7.5 Keywords

7.6 Self-Assessment Questions

7.7 Case Study

7.8 References

Solid Waste Management

7.1 Collection and Conveyance

The process of collecting waste is waste management. It includes transporting solid waste beginning its site of manufacture and discarding to a capability for treatment or disposal in a landfill. As element of a municipal landfill diversion programme, garbage gathering involves the control side gathering of recyclable things, which are technically not rubbish.

The appropriate solid-waste collection is crucial in favors of preserving environment's quality, security, safety, and public health. A driver and two loaders are needed for each one collecting vehicle and, typically, enclosed compacting trucks with a maximum volume of 30 cubic meters (40 cubic yards). The vehicle's waste volume is a lesser amount of than half of its loose quantity after compression.

Choose best-collecting direction is difficult, predominantly in large and densely populated cities. Selecting an ideal course requires computer calculations considering all the frequent design elements in a vast and complicated network. An optimal route yields the largely effective use of workforce and utensils.

Solid waste collection is divided into two categories:

Primary Collection: It involves collecting solid trash from its source and transporting it near its final disposal location, however it most frequently entails going to public collection bins or points, processing, or move stations.

Secondary Collection: It is process of gathering waste from communal trash cans, holding facilities, or transfer stations and transporting it to the final dumping location.

7.1.1 Basic Collection Scheme

Based on the accessibility of facility

1. Communal system
2. Block Collection
3. Kerbside/alley
4. Door-to-door collection

1. Communal System

Since this system depends primarily on public cooperation, improving a communal system's design, operation, and maintenance practices is essential.

2. Block Collection

Garbage must be transported to collection vehicles by garbage generators. This technique minimizes the distribution of waste on roadways while having low to medium labour and vehicle productivity.

3. Kerbside

Most industrialized nations and the affluent regions of some developing countries use this form of collection. On a set day (or days), waste producers leave their trash cans or bags (sacks) on control or in the alley for collection by outside parties. Regular and well-planned pickup services are necessary so that generators know when to place their garbage outside.

4. Door-to-door Collection

This is further usual in industrialized nations, although in many developing countries, more and more wealthy groups are founding micro-enterprises and community-based organizations to carry out this function. Although this technology is still relatively unknown to the general public, it maximizes crew efficiency by eliminating the need to retrieve containers, just like when waste is bagged.

7.1.1.1 Methods Based on Mode of Operation

Hauled Container System

To replace the full garbage container being transported to the processing location, transport location, or clearance site, an unfilled storage container (sometimes called a drop-off box) is transported to the location where it is stored.

Stationary Container System

In this method, containers used to store waste stay at the collection point. Typically, collection workers carry waste from storage containers into collection vehicles when they arrive beside the storage containers. They take the material to the processing, transfer, or disposal facility.

7.1.2 Conveyance

About 60 to 80 per cent of all costs paid in solid waste management go towards transporting the garbage gathered in the numerous community bins.

Types of Transport vehicles used:

- Animal carts
- Short-range diesel vehicles
- Tractor-trailer
- Three-wheeler auto-rickshaws
- Electric vehicles
- Dumper Placer
- Container carrier system
- Special municipal vehicle
- Trucks
- Compaction vehicles
- Rail Transport

Planning a route for a vehicle can be facilitated by the following methods:

Heuristic

Deterministic

Deterministic-Heuristic

- Heuristic Approach

The development of a few straightforward principles systematised the outdated practice of allocating routes based on prior knowledge and intuition. However, how effective they are depends on the user's background. Route balancing and micro routing should be completed after macro routing.

- Determined Approach

These procedures employ cutting-edge mathematical methodologies. A lot of data about the locations of collection bins, processing and disposal facilities, and the amounts of waste collected at individual collection bins would be accessible under the current system. This

information must be estimated while designing a new system, which calls for using simulation techniques.

- **Heuristic-Deterministic Approach**

In the heuristic-deterministic technique, a computer program assesses many potential solutions before selecting the best one.

7.2 Disposal of Solid Waste

Solid waste disposal management is usually used to explain the process for collecting and handling the wastes. It provides habits to reprocess things that aren't in the garbage.

If the Municipal solid waste is not disposed of properly then it can lead to unsanitary conditions that pollute the environment. They might provide various administrative, social, and economic issues.

7.2.1 Methods of Disposal

Some methods that are incorporated for the disposal of solid waste are mentioned below:

1. **Landfill**

Those things or remains that can't be recycled are filtered and is distributed in a fine layer in low-lying areas over the area in metropolis. A layer of soil follows every layer of trash. However, once this process is done, the area is considered inappropriate for building manufacture in the next 20 years. It can barely be used as a park or a playground instead.

- **Sanitary landfill**

To hasten decomposition, waste is alternatively covered with dirt. Methane, a dangerous gas produced by decaying, is collected at the landfill and used to make power rather than released into the sky. At the sanitary landfill, a clay lining keeps the environment and rubbish separate.

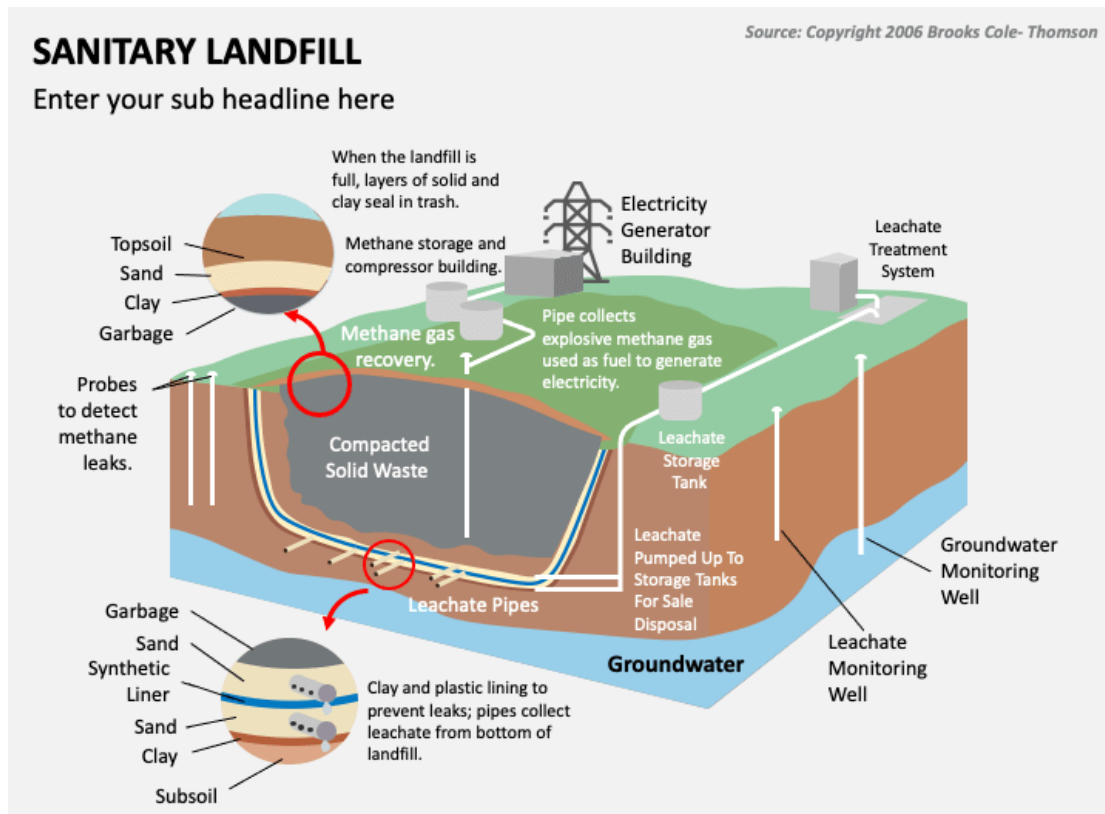


Figure 7.1: Sanitary Landfill System

Source: Brooks Cole-Thomson

Because when garbage starts to split down, sanitary landfills produce CO₂ and CH₄, which make them good energy sources.

These gases have the potential to be harvested, cleaned, and used to produce energy. The nation's landfills create about 95.6 million tons of carbon dioxide annually. The sanitary landfills were designed with engineering technology in mind; a leach ate control system and good soil liner ensures minor seepage or damage. However, the fundamental problem with a sanitary landfill is that it potentially harms the environment and requires a lot of area and resources to store the rubbish. Also, Leach ate, a foul-smelling liquid waste produced by rainwater soaking into the landfill, can leach chemicals from the garbage into the groundwater. This is why it's essential to line the landfill correctly and keep it away from a river, stream or lake.

2. Open Dumps

"Open dumping site" is one where solid waste is dumped within fashion that does not save from harming the environment. Although some open dumps are removed presently after they

are created, the majority will stay there permanently if the place is in a wilderness or public area with minimal public amenities.

Potential concerns of open dumping include releasing harmful chemicals and heavy metals into the air and water, the growth of disease-carrying rodents and insects, and bodily threats from hypodermic needles, unpleasant odours, and piercing devices. Additionally, the sector that produces energy uses open dumps.

3. Incineration Plants

Incineration involves burning garbage at high temperatures in large furnaces. There are 2,500 incineration facilities worldwide. They can dispose of over 420 million tonnes of waste annually. Organic materials are transformed into bottom ash, flue gases, particles, and heat.

It is a landfill reduction strategy that cuts the amount of rubbish by 95–96%. Incinerating or thermally treating trash is highly frequent in places like Japan, where there is a lack of available land. Some countries did not always have a system for separating things before burning poisonous, bulky, or recyclable objects when incinerators were erected just a few decades ago. However, burning trash is terrible since it pollutes the air and water, produces tons of hazardous ash, and releases ashes. Incineration is now mainly used to control infectious waste as a last resort.

4. Composting

The biological process of composting enables the organic component of garbage to decompose below tightly regulated environment. Microbes break down the organic waste, which can result in a volume reduction of up to 50%.

The term for this stabilized product is compost or humus. It can be used as a mulch or soil conditioner and has the texture and smell of potting soil. Waste and sewage sludge can be digested and recycled simultaneously by composting.

Composting is expected to gain popularity as landfill, and solid-waste incineration choices are constrained next to more stringent environmental rules or regulations and site limits or boundaries. Size reduction, waste digestion, and sorting and classifying the waste are all steps in the process. Fruits, eatable vegetables, milk etc. are among the compostable items. Composting is not an alternative for plastic and plastic associated products.

5. Vermicomposting

Vermiculture is the intentional cultivation of a particular type of earthworm that actively breaks down organic waste into nutrient-rich compounds (manure). These earthworms can collect degrading organic stuff and expel it as nutrient-rich worm dung. Producing vermin compost is the primary goal of vermin culture. Technically referred to as worm excrement, worm castings are a fine, nutrient-rich organic soil additive. Castings, leftover bedding, and other organic materials make up Vermicompost.

Although the titles are frequently used interchangeably, both are worm dung and suitable for soil health. The use of earthworms for composting, soil bioremediation, and other purposes is called vermitech.

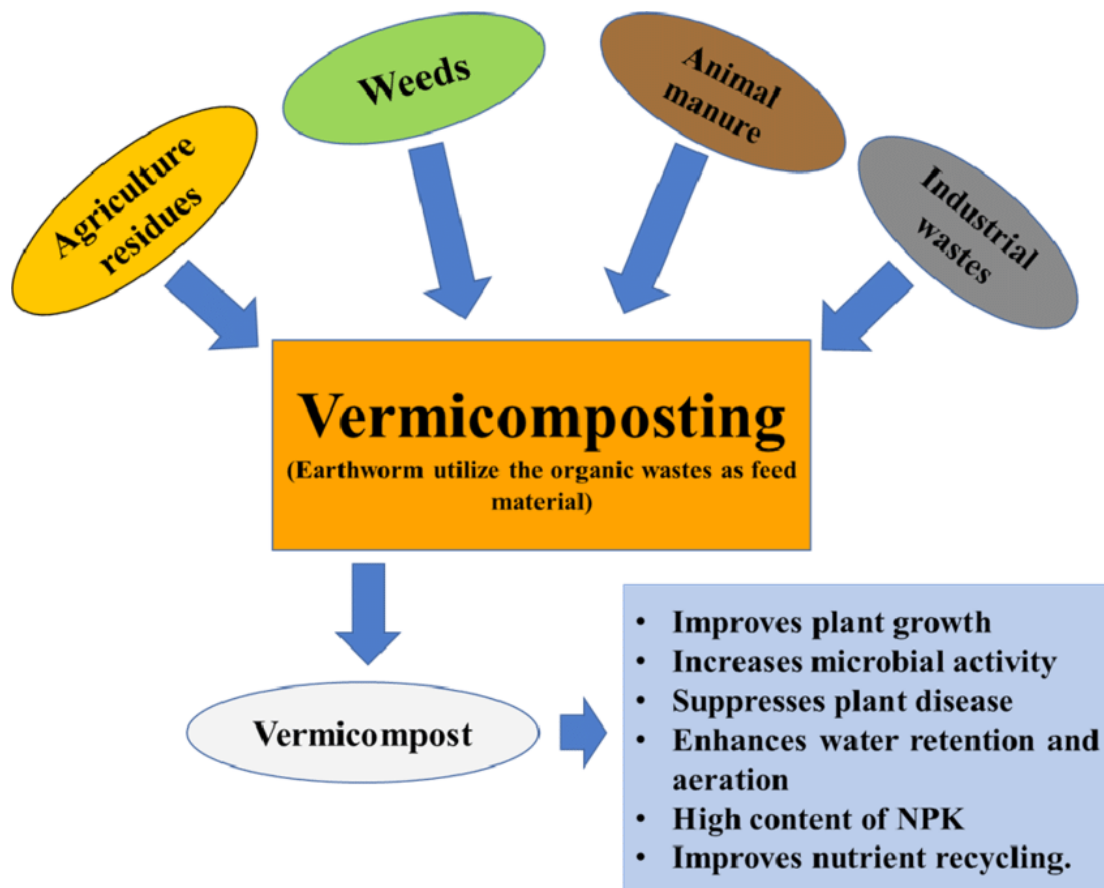


Figure 7.2: Vermicomposting

Source: Research Gate

7.3 Resource Recovery

Extracting materials or energy in favor of reuse on or after solid waste is acknowledged as resource improvement. Earlier than these materials are indefinitely sent to a landfill, the purpose is to take full advantage of their economic, environmental, and social costs. A hierarchy for resource recovery has been established by the Environmental Protection Agency (EPA). Utilizing the hierarchy will decrease production-related resource consumption and solid waste.

7.3.1 Sources of Resource Recovery

Solid Waste

Recycling is an appropriate method for improving resources to facilitate involves collecting and reusing throw away products similar to vacant drink containers. The raw resources used to create things be capable of be used to develop fresh goods. Recycling materials know how to be collected directly from mixed trash streams or ordinary rubbish using designated bins and collection vehicles.

The most frequently recycled consumer goods are glass bottles and jars, etc. as well as corrugated fiberboard boxes, steel food and aerosol cans, older steel furniture or steel equipment, polyethylene and PET bottles etc.

Wastewater and other excreta

Sewage sludge, faecal sludge, wastewater, and human excrement all contain valuable resources that can be recovered. These include organic matter, water, energy, the fertilizing nutrients potassium, phosphorus, nitrogen, and micronutrients like sulphur and nitrogen. Other raw materials, such as bioplastics and metals like silver, can be recovered from wastewater with growing interest.

Organic Matter

Organic waste with the intention of is disposed of can be there recycled by utilizing biological composting and digestion processes. Waste includes plant debris etc. Waste gases, as well as methane, can also be recovered to increase combined heat and power (CHP)/cogeneration efficiency. Biological processing increases the speed up and regulate natural degradation process.

Industrial Waste

Recovering wastes from industries in terms of defective or damaged machine parts can be recycled and reused instead of entirely new raw material in its place. Similarly, some waste products can be up cycled to create a new product.

7.4 Summary

- The process of collecting waste is called waste management. This process consists of transporting the waste from its source location and then disposing it or recycling it.
- Selecting an ideal course requires computer calculations considering all numerous diagram elements in a vast and complicated network.
- The main drawback of the communal system is that the source points are situated in public spaces (lack possession by the public), which often results in indiscriminate disposal outside the container.
- To replace the full garbage container being transported to the processing point, transfer station, or disposal site.
- Macro-scale studies and plans were produced to increase potential solutions to the complete solid waste management problem, which involves the entire system's production collection and treatment.
- The process of collecting and handling solid wastes is typically called solid waste disposal management.
- In 1935, Fresno, California, became the first city to use sanitary landfills to discard rubbish.
- Incineration involves burning garbage at high temperatures in large furnaces.
- Vermiculture is the intentional cultivation of a particular type of earthworm that actively breaks down organic waste into nutrient-rich compounds (manure).

7.5 Keywords

1. **Primary Collection:** It includes collecting solid trash from its starting place and moving to its final disposal location, although it most frequently entails going to public collection bins or areas, or processing, stations.
2. **Secondary Collection:** It is process of gathering waste from public trash cans, holding facilities, or processing stations and moving it to the final discarding area.

3. **Heuristic-Deterministic Approach:** It is a technique where a computer program assesses many potential solutions before selecting the best one.
4. **Solid waste management:** It is a procedure of changing waste into a valuable resource.
5. **Open dumping site:** It is one where solid waste is dumped in a fashion that do not protect the environment, is subject to open burning, and is out in open where pests, scavengers, and the elements can access it.

7.6 Self-Assessment Questions

- Discuss the major purpose of waste management?
- What is the process involved in waste collection?
- What is the drawback of the communal waste management system?
- Evaluate the pros and cons of incineration as a method of solid waste disposal.
- Discuss the process of vermicomposting and its significance in solid waste management.
- Analyse the practice of incineration as a method of solid waste disposal. Describe the technology and equipment used in incineration plants and the environmental and health considerations associated with this method. Discuss the potential for energy recovery through incineration.
- Compare and contrast the environmental impacts and resource recovery potential of sanitary land filling, Vermi composting, and incineration.
- What do you understand by Resource Recovery?
- Describe the process of collection and conveyance of solid waste from its production site towards a disposal facility.
- Differentiate between Sanitary landfills and Open Dumps.

7.7 Case Study

Adopting resource recovery practices transformed the solid waste management system in a small municipality suffering from constrained landfill space and rising trash generation. The community saw impressive results by taking a comprehensive approach to prioritise recovering priceless resources, including metals, polymers, and biological debris. Modern sorting technologies were installed at an established recycling facility, effectively separating recyclable materials. An anaerobic digestion facility was built concurrently to transform

organic waste into nutrient-rich compost for use in agriculture and biogas for electricity production. In addition to dropping the amount of garbage dumped in landfills, these resource recovery programmes also produced economic opportunities and environmental advantages. The success of the municipality is a testament to how resource recovery can be used to create waste management systems that are resilient and sustainable.

Questions:

- What were the main goals of the resource recovery initiatives implemented in the small town's waste management system?
- How did the recycling facility contribute to separating recyclable materials in the town's solid waste management system?
- What were the benefits of converting untreated waste into biogas and nutrient-rich compost through the anaerobic digestion plant?

7.8 References

1. Agarwal Shikha, Suesh Sahu, Environmental Engineering and Disaster Management, Dhanpat Rai & Co., 2010
2. Brunner R.C., Hazardous Waste Incineration, McGraw Hill Inc. 1989.
3. Cunningham, W.P, Cooper, T.H. Gorhani, E & Hepworth, M.T., Environmental Encyclopedia, Jaico Publishing House, Mumbai, 2001.

UNIT: 8

Biomedical Waste

Learning Objectives:

- Know about Biomedical Waste
- Learn about its generation
- Learn the process of collection
- Become aware of its disposal

Structure:

8.1 Biomedical Waste

8.2 Biomedical Waste Generation

8.3 Collection of Biomedical Waste

8.4 Disposal of Biomedical Waste

8.5 Summary

8.6 Keywords

8.7 Self-Assessment Questions

8.8 Case Study

8.9 References

Solid Waste Management

8.1 Biomedical Waste

Any garbage which holds communicable or perhaps infectious basics is considered health related squander. These biomedical wastelands are shaped at what time peoples and nature are identified, treated, and immunized. The amount of medical waste produced in India each year is approximately three million tones, and it is anticipated that this number will increase by 8% yearly.

There are both hard as well as fluid types of health squander. Health waste's infectivity in addition to other toxicity is the first of its most important hazards.

Biomedical waste includes: - misuse from person structure, as well as netting, vital function, and corpse typescreature misuse shaped by veterinary medical facility during enquiry.

Biotechnology and microbiology waste: - Waste sharps, including scalpels, syringes, hypodermic needles, and broken glass.

Cytotoxic substances and abandoned medications: - Contaminated waste by treatment of any living individual.

Fluid misuse formed in any of the unhealthy areas: - substance wastelands and burner clinkers.

The items mentioned above are classified into various categories by WHO.

8.1.1 Biomedical Waste Types

The World Health Organization (WHO) divides biomedical waste into eight categories.



Figure 8.1: Categories of Medical Waste
Source: SEPCO Environment

The infectious waste: at all biological waste that is infected.

Sharps - Items among a pointy edge, such as razors, scalpels, and shattered glass.

Pathological Waste: Human or animal body components, together with tissues, bodily fluids, and blood also.

Pharmaceutical waste: It comprises unused or fresh medications, lotions, and pharmaceuticals.

Hazardous toxic waste along with genotoxic waste: These include poisonous substances.

Radioactive Waste: several wastes that contain radioactive materials.

Substance dissipate: Chemical waste is liquid as of batteries, machines, and disinfectants.

Other non-hazardous garbage.

8.2 Generation of Biomedical Waste

Biological and medical processes produce biomedical waste, such as illness identification, treatment, or prevention. The Hospitals, medical health related clinics, small nursing homes, the emergency medical services, latest medical research labs, doctors', dentists' and veterinarians' offices, residence health care facilities and mortuaries or funeral homes are a few standard biomedical generators (or producers) wastes. Trash having these qualities may also be referred to as medical debris or clinical waste in healthcare facilities.



Figure 8.2: Examples of Biomedical Wastes

Source: Springer Link

8.3 Collection of Biomedical Waste

Biomedical waste is stored correctly following collection has taken place. Wastes from different type's necessity be collected individually in recognisable containers. Storage times should be 8 to 10 hours in big hospitals (those with have more than 250 beds) and 24 hours in nursing homes. Labelling every container with the ward or room it is reserved in is possible.

Segregation of biomedical waste during collection is vital in proper treatment and disposal.

For instance,

The Central Pollution Control Board (CPBC) has established distinct, colour-coded bins for disposing of different types of biomedical waste.

Yellow Bin: For laboratory waste, anatomical waste, chemical waste, filthy waste, waste from chemotherapy, and waste from abandoned clothes and medications.

Crimson rubbish bin: For tainted artificial squander.

Azure wastepaper basket: goblet garbage and tinny implants.

Black Bin: It is for dangerous squander.

Green Bin: For general wastes.



Figure 8.3: Segregation of Biomedical Waste

Source: Clutch Health

8.4 Disposal

Not all biological waste is disposed of in the same way; various disposal businesses employ multiple techniques. These methods are mentioned below.

Autoclaving

In autoclaving process, mostly steam sterilization is used. Autoclaving merely introduces scorching steam for a set period instead of expensive incineration. After the process, all germs have been eliminating. This process is incredibly efficient because it is far lesser costly than alternative approach and poses not to dangers to the persons health. Even at the same

time as autoclaving can't be used to dispose of each and every one biomedical waste, more than 90% of it is sanitized like this before being dumped in a landfill.

Incineration

It is rapid, simple, and straightforward. It eliminates bacteria while removing trash. Emissions can be harmful when burning toxic materials. Materials are required to be examined and found safe to burn prior to incineration is considered a primary option.

Chemicals

Chemical disinfection is a representative biomedical waste management technique for the liquid waste. Mostly In this technique, chlorine is frequently used to demolish diseases and microorganisms by addition it to liquid waste.

Microwaving

Especially, shredding component of this procedure reduces the quantity of biomedical waste and is said to be more energy-efficient as compare to incineration. This is one of its key advantages. Like autoclaving, it can be used for about 90% of biomedical wastes, though not all.

Process of Disposal and Treatment of Health Care Waste



Figure 8.4: Treatment and Disposal of Biomedical Waste, Source: IWMI

8.5 Summary

- The amount of medical waste produced in India each year is approximately three million tonnes, which is anticipated to increase by 8% yearly.
- Biomedical waste's infectivity and other toxicity are the first of its main hazards.
- It is important to ensure 100% bins are gathered.
- Segregation of biomedical waste during collection is vital in proper treatment and disposal.
- In the autoclaving procedure, steam sterilization is used. Autoclaving merely introduces scalding steam for a set time as opposed to expensive incineration.
- Chemical disinfection is a technique for liquid waste.

8.6 Keywords

- **Biomedical waste:** Garbage that contains infectious or possibly contagious essentials.
- **Pathological Waste:** Human or any animal body components, with tissues, bodily fluids, and blood.
- **Genotoxic waste:** This includes poisonous substances.
- **Incineration:** It is a process that safely eliminates bacteria while completely removing the trash.

8.7 Self-Assessment Questions

- How would you define biomedical waste?
- What are the critical hazards associated with biomedical waste?
- Why is proper collection and disposal of biomedical waste important?
- What examples of infectious or contagious elements may be present in biomedical waste?
- What are the different types of biomedical waste commonly found in healthcare facilities?
- Compare and contrast biomedical waste's infectivity and toxicity hazards.
- Explain the process of autoclaving in the context of biomedical waste management, and discuss its advantages and limitations compared to incineration.
- Describe the chemical disinfection process as a technique for managing liquid biomedical waste.

- Discuss the potential environmental implications of improper biomedical waste management and the importance of adopting appropriate disposal practices.
- What are the key benefits of using autoclaving instead of incineration for biomedical waste treatment?

8.8 Case Study

Introducing an effective biomedical waste management system in a nearby healthcare facility changed how medical waste was managed. The facility successfully separated waste categories, such as sharps, infectious materials, and medications, by introducing color-coded bins, holding routine employee training, establishing designated storage spaces, and outfitting them with suitable containers to ensure safe containment and avoid leaks.

A licensed waste management business was recruited to handle the transportation and treatment of the garbage and guarantee adherence to environmental requirements. The institution lowered its environmental impact, decreased the risk of infection, and promoted a safer and healthier environment for patients, staff, and the community through this improved waste management system.

Questions:

1. Based on your reading, point out how color-coded dustbins segregate waste.
2. Explain the methods used in the disposal of biomedical waste.
3. Mention the types of biomedical waste.

8.9 References

1. "Types of Biomedical Waste Disposal: BWS." *BWS - Biomedical Waste Services*
2. Agarwal Shikha, Suesh Sahu, Environmental Engineering and Disaster Management, Dhanpat Rai & Co., 2010
3. Brunner R.C., Hazardous Waste Incineration, McGraw Hill Inc. 1989.
4. Cunningham, W.P, Cooper, T.H. Gorhani, E & Hepworth, M.T., Environmental Encyclopedia, Jaico Publishing House, Mumbai, 2001.

UNIT: 9

Renewable Energy

Learning Objectives:

- Learn about renewable sources of energy
- Understand their Potential
- Become aware of their use
- Get known to the possibilities

Structure:

9.1 Introduction

9.2 Potential of India in Renewable Energy

9.3 Summary

9.4 Keywords

9.5 Self-Assessment Questions

9.6 Case Study

9.7 References

Non-Conventional Energy Sources

9.1 Introduction

The term "conventional sources of energy" refers to sources naturally found on or beneath the Earth that take a lengthy time to develop or replenish. These energy sources are typically non-renewable as well. Commercial and non-commercial energy sources comprise second division of traditional energy sources.

Non-conventional source of energy, in addition referred to as renewable sources of energy, are natural resources that may frequently provide helpful power used for a long time and are still usable after they have been used up. Sunlight, wind, river flow, and the ocean are examples of non-conventional energy sources.



Figure 9.1: Renewable Energy Examples
Source: Greenesa

As energy demand rises, the population becomes gradually more dependent on fossil fuels like oil, coal, and gas. The necessity to ensure the energy supply for the future arises from the fact that the cost of petrol and oil is increasing with each passing day. The government of India has established a distinct department called the "Department of Non-Conventional Sources of Energy" for the efficient use of non-conventional sources.

9.1.2 Renewable Sources of Energy:

Types

Solar Energy

This energy generated in the Sun light. This is created inside the Sun due to nuclear fusion and fission. Electromagnetic waves are radiation that this energy takes to travel. Some photovoltaic cell panels that gather this energy use it to generate power for household appliances by absorbing solar energy. The water in the solar heater is heated using solar heating panels.

Wind Energy

The mechanism of wind is used to generate power is well-known as wind energy. The Power output rises with increasing wind up to the highest output of the specific turbine. Wind farms favor locations with more robust, more consistent winds. These are typically found at elevations above sea level. Wind turbines use the wind to produce power. Since no fossil fuels are burned to produce energy, there is no pollution. Kanyakumari is one of largest in India's wind farms with 380MW of power.

Tidal Energy

Tidal power is a type of hydropower that produces electricity by utilising the energy of tides. Tidal power produces electrical energy in regions where the sea has waves and tides. India may implement "ocean thermal level conversion," enabling it to create 50,000 MW of electricity to meet the demand.

Geothermal Energy

Heat energy from hot rocks in the planet's crust is known as geothermal energy. Therefore, the greenhouse gases whispered in the earth are released by geothermal wells, except these emissions are far lower per energy unit than those from fossil fuels. Since this energy saves 80% on fossil fuels, it often has cheap operating expenses. The utilisation of geothermal energy has increased as a result. It does not produce pollutants and aids in mitigating global warming.

Biomass Energy

Organic material that comes from plants, animals, timber, and sewage is known as biomass. These materials flame to generate heat energy, which is then transformed into electrical

energy. Additionally, cooking, lighting, and the creation of electricity are all possible with biomass energy. A valuable source of manure is the residue that remains after removing the biogas. More than 14% of the world's energy is produced by biomass, creation it a significant energy source.

Hydro Energy

Rivers in motion typically have access to this energy. To hold river water in a convenient area, a dam is constructed. By providing a restricted path for the flow, the potential.

As a result, a fast-moving water stream is created, which powers massive turbines to generate electricity.

9.2 Potential of India in Renewable Energy

One of the most critical factors in determining a country's economic development and welfare is power, that is, energy. For the Indian economy to thrive sustainably, a sufficient electricity sector must exist and be developed.

India is the third-largest country in the worlds in renewable energy generator, with 136 GW of the 373 GW of total installed electricity capacity from renewable sources in year 2021. In terms of installed hydroelectric power capacity, India is placed fifth. India had installed end of March 2020, or 12.35% of its entirety convenience power production capacity.

9.2.1 Need for Renewable Energy in India

Due to the historical and ongoing continuous use of fossil fuels for most electricity generation globally, including in India, there is an increasing climate issue. Renewable energy can lessen the effects of climate change and improve energy security. The 21st century's peace strategy is renewable energy.

There are unstable non-renewable energy supplies due to regional conflicts and restrictions on the supplying countries. For instance, the two largest energy producers in the world, Iran and Russia, are subject to several international sanctions, which lower the supply of energy products in global markets.

To encourage a green economy and sustainable development by lowering pollution's negative externalities.

Switching to renewable energy is required to uphold our obligations to the global community.

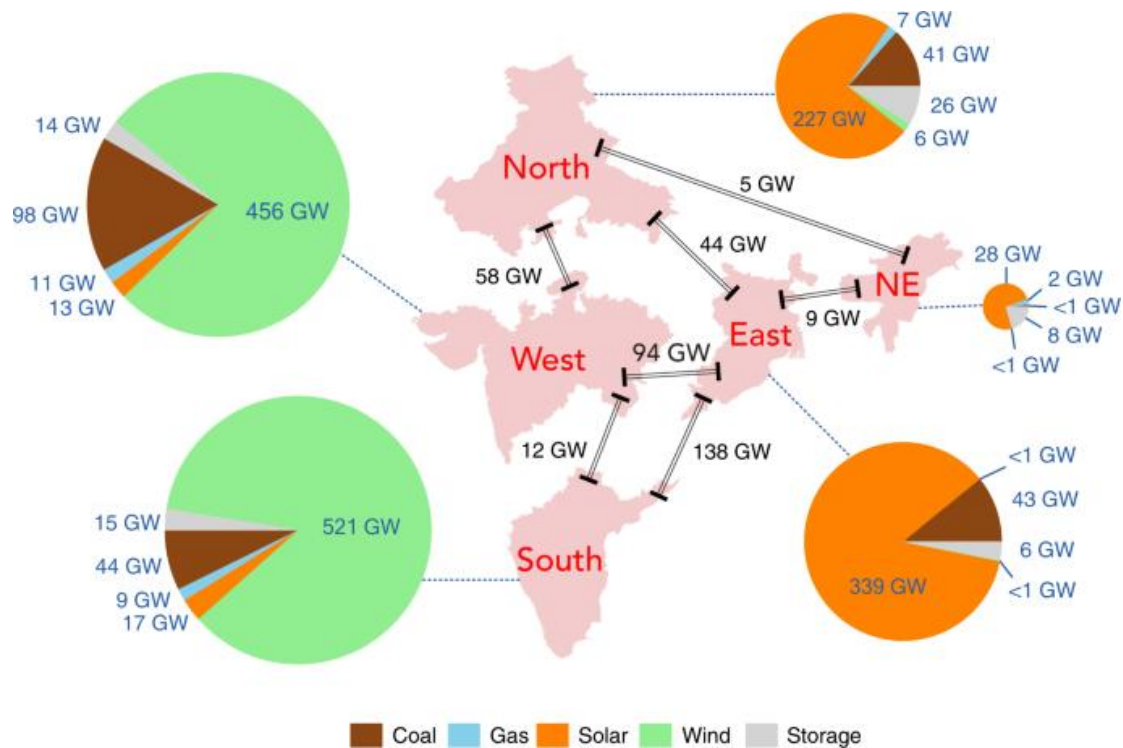


Figure 9.2: India's Potential in Solar and Wind Energy
 Source: Nature

Water-based electricity

India has a lot of potential for produce hydroelectric electrical energy; it is now the sixth-largest hydroelectric power generator in the world. The majority of our nation's renewable energy comes from hydroelectric power projects. They also offer water for drinking, agriculture, flood control, and electricity production. India has enormous hydro potential, which may be economically utilized, amounting to around 84,000 MW at a 60% load factor. In India, about 49 sizable hydropower projects with a combined installed capacity of 15,006 MW are currently being built. Additionally, pumped storage projects with a combined installed capacity of 94,000 MW and small, mini, and micro hydel schemes with a potential installed capacity of 6,740 MW have been discovered.

Wind Energy

Wind energy has much potential in India as a viable alternative energy source. The Wind turbines can convert the wind's kinetic energy into the mechanical energy, which is able to be used to create electricity. With using the wind's energy to rotate rotors with blades like propellers, a generator can be spun to generate electricity when the generator is connected to the main shaft. Because the wind speeds offshore are typically more significant and more consistent, preliminary evaluations throughout 7,600 km lengthy Indian coastline have revealed promise for the development of offshore wind power.

Biomass Energy

Over 70% of the nation's population relies on biomass, making it a significant alternative energy source. The most effective way to use biomass fuels is to employ a joint heat and power (or cogeneration) system to produce heat and electricity.

Wave Energy

Because of how the wind interacts with the water's surface, wave energy available at the ocean's surface is indirectly derived from solar energy. Wave energy converters can harness wave energy for electricity production and practical tasks like water desalination or water pumping. India's 7,500 km coastline has 40,000 MW wave energy potential.

Tidal Energy

The leading cause of short-term sea-level changes is tides, brought on by the interaction of the earth's rotation, the gravitational pull of the sun, and the moon.

Geothermal Energy

Thermal energy kept in the earth's interior is known as geothermal energy. In some locations, the ground naturally produces steam and hot water at high pressure and temperatures, which can be used for energy generation, heating homes and businesses, greenhouses, and other local home uses.

Estimates indicate that India possesses 10,600 MW of untapped geothermal energy potential, which must be realized. By 2030, India's electricity demand is likely to reach 950,000 MW. Renewable energy sources, including solar, wind, and hydropower, possibly will partly meet India's energy needs. If India abandons coal, oil, and natural gas, it is likely so as to by 2030.

9.3 Summary

- The term "conventional sources of energy" refers to sources naturally found on or beneath the Earth that take a extensive time to build up or replenish.
- Non-conventional energy refers as renewable sources of energy, are natural resources that may constantly provide helpful power for a long time and are still usable after they have been used up.
- As energy demand rises, the population becomes gradually more dependent on fossil fuels like coal, oil, and gas.
- Wind energy is a type of mechanism by which wind is used to generate power.

9.4 Keywords

- **Geothermal Energy:** The heat up energy from hot rocks in the planet's crust is known as geothermal energy.
- **Biomass:** Organic material from plants, animals, timber, and sewage is known as biomass.
- **Conventional energy sources refer** to sources naturally found on or beneath the Earth that take a extensive time to develop or replenish.
- **Non-conventional energy sources:** These refer to renewable energy sources, natural resources that may continuously provide helpful power for a long time.

9.5 Self-Assessment Questions

1. Name two renewable sources of energy commonly used today and briefly describe their sustainability.
2. Compare and contrast solar and wind power's economic viability and scalability.
3. Why is the country well-suited for their utilization of renewable energy?
4. Explain India's potential in Geothermal Energy in brief.
5. Compare and contrast the advantages and limitations of biomass and geothermal energy as renewable energy sources.
6. Evaluate the potential of tidal energy as a reliable and scalable renewable energy source, considering its advantages and technological challenges.

7. Assess the potential of offshore wind energy in India, considering factors such as resource availability, technological feasibility, and policy support required for its development.
8. What is India's current status in renewable energy sources?
9. What is biomass energy?

9.6 Case Study

India relishes enough sunlight all year, making solar energy a perfect renewable resource.

India's solar power capacity has significantly increased, with large-scale solar parks and rooftop solar systems becoming more prevalent.

Questions:

1. What is one significant advantage of solar power as a renewable energy source in India?
2. How has the government of India contributed to the growth of solar power generation in the country?
3. What are some of the visible impacts of the increased adoption of solar power in India?

9.7 References

1. Lekha Chandran, *The Potential Of Renewable Energy Sources In The Energy Sector In India, 2015.*
2. "Renewable Energy in India." *Civildaily*, 27 Aug. 2022
3. Agarwal Shikha, Suresh Sahu, *Environmental Engineering and Disaster Management*, Dhanpat Rai & Co., 2010
4. Brunner R.C., *Hazardous Waste Incineration*, McGraw Hill Inc. 1989.
5. Cunningham, W.P, Cooper, T.H. Gorhani, E & Hepworth, M.T., *Environmental Encyclopedia*, Jaico Publishing House, Mumbai, 2001.

UNIT: 10

Ecosystem

Learning Objectives:

- **Understand the Multifaceted Nature of Pollution:** Learn about the various sources and different types of pollution, including air pollution, water pollution, soil pollution, and noise pollution. **Comprehend the Complexity of Climate Change:** Analyze the causes, impacts, and human influences on climate change.
- **Explore Plant and Animal Biodiversity:** Understand the variety within species, between species, and the ecosystems created.
- **Comprehend and Recognize the Importance of Collaboration and Individual Responsibility:** Identify the roles of global cooperation, technology, lifestyle choices, and policy in environmental protection.

Structure:

- 10.10 Introduction
- 10.11 Civic, Biological and Global Ecosystems
- 10.12 Pollution and Climate Change
- 10.13 Plant and Animal Biodiversity
- 10.14 Summary
- 10.15 Keywords
- 10.16 Self-Assessment Questions
- 10.17 Case Study
- 10.18 References

10.1 Introduction

Understanding ecosystems and the environment is not merely a question of scientific research in our increasingly linked world; it is also a civic and global responsibility.

Ecosystems and the environment are not separate ideas but interrelated areas that impact one another. Our lives are unbreakable to the natural environment, from the air we breathe to the food we consume. Knowing these relationships is critical for future generations because it allows us to make educated choices that promote sustainability, preserve biodiversity, and enhance the overall health of the planet's inhabitants.

An ecosystem is a living, breathing entity, a delicate tapestry woven from intermingling living organisms and nonliving components. Imagine walking through a lush forest or standing beside a serene lake; you witness an intricate ballet of life playing out through various actors and stages. This complex network of relationships and dependencies creates a harmonious and self-sufficient system known as an ecosystem."

10.2 Civic, Biological and Global Ecosystems

Understanding Ecosystems and Environment: Civic, Biological, and Global Ecosystem.

10.2.1 Civic Ecosystems

"Civic ecosystems encompass the vibrant interplay between human activity and the urban environment. These ecosystems resonate with our shared experiences, cultural diversity, and innovative thinking. From iconic landmarks to bustling transport systems, let's delve into civic ecosystems with examples that stir our imagination.

Urban Planning: Crafting Cities for People and Harmonizing Spaces

Urban planning is about building cities that nurture human connections, inspire creativity, and blend beauty with functionality.

Examples:

New York's Central Park: An urban oasis that offers a refreshing escape from city life and fosters community bonding.

Jaipur's Pink City (India): A unique combination of traditional architecture and urban layout, showcasing India's rich cultural heritage.

Transportation System: The Pulse of the City

Urban planning is about building cities that nurture human connections, inspire creativity, and blend beauty with functionality.

Examples:

London's Underground: An enduring symbol of urban connectivity, the Tube is as quintessential for London as the red telephone box.

Mumbai's Local Trains (India): Often termed as Mumbai's lifeline, the local trains are an engineering marvel, connecting distant suburbs to the city centre.

San Francisco's Cable Cars: These historic cable cars offer a ride through time and showcase the city's hilly charm.

Housing and Architecture: Homes and Heritage

The buildings we live in and walk past daily tell stories, reflect identities, and shape our urban experience.

The buildings we live in and walk past daily tell stories, reflect identities, and shape our urban experience.

Examples :-

Sydney's Opera House: An architectural marvel defining a city's skyline and cultural prominence.

Bengaluru's Tech Parks (India): Modern architectural marvels that represent the city's status as India's Silicon Valley.

Marrakech's Riads: Traditional homes turned into boutique hotels; Riads embody Moroccan heritage and hospitality.

Social and Cultural Institutions: The Soul of a City

Our theatres, museums, markets, and schools breathe life into the city, nurturing creativity, education, and human connection.

Examples:

Rome's Colosseum: A testament to human ingenuity and historic grandeur, the Colosseum continues to awe visitors.

Varanasi's Ghats (India): A spiritual hub that draws millions to the shores of the Ganges.

Tokyo's Tsukiji Market: A lively hub of culinary culture, Tsukiji is where tradition meets the tantalizing flavors of Japan.

10.2.2 Biological Ecosystems

A natural ecosystem is a complex community of organisms and the physical environment they inhabit, interacting as a system in which energy flows and matter cycles.

Example 1: In a freshwater lake ecosystem, fish, algae, bacteria, and water all interact, with the fish relying on algae for food and the bacteria helping to breakdown waste materials.

Example 2: A tropical rainforest ecosystem contains diverse species of plants and animals, each playing specific roles, such as predators controlling herbivore populations and insects pollinating flowers.

10.2.3 Global Ecosystem

The global ecosystem refers to the interconnected web of all the planet's ecosystems, reflecting the interactions and dependencies across various geographical and climatic zones.

Example 1: Climate change is a global ecosystem issue, where melting ice in the Polar Regions can affect sea levels and weather patterns in faraway continents.

Example 2: Deforestation in the Amazon impacts the local ecosystem and has broader effects on global carbon cycles and weather patterns, demonstrating the interconnectedness of the global ecosystem.

10.3 Pollution and Climate Change

Pollution refers to the harmful or toxic substances into the natural environment. It can lead to adverse effects on living organisms as well as the overall environment.

Understanding the components of pollution and climate change is vital for a holistic study of ecosystems and the environment. In this lesson, we'll explore the multifaceted dimensions of these issues, providing clear examples for comprehensive insight.

10.3.1 Unraveling Pollution: Different Types of Pollution

I. Air Pollution

Definition: Harmful substances release into the atmosphere.

Example: Factory smokestacks emit sulfur dioxide, leading to acid rain.

II. Water Pollution

Definition: The contamination of water bodies with pollutants.

Example: Industrial waste is dumped into rivers, harming fish and contaminating drinking water.

III. Soil Pollution

Definition: Soil degradation through chemicals and waste.

Example: Pesticides affect plant growth that used in farming.

IV. Noise Pollution

Definition: The harmful levels of noise in the environment.

Example: Constant noise from highway traffic leads to stress and sleep disturbances in nearby residents.

10.3.2 Climate Change

It refers to changes in the weather patterns over a significant period that defines the planet's local, regional, or global climates. It's a phenomenon marked by changes in temperature, precipitation patterns, sea levels, and other meteorological variables. While climate change is a natural process, human activities in the modern era have significantly accelerated the rate of change.

10.3.3 Causes of Climate Change

I. Green house Gas Emissions: Activities like fossil fuels burning (coal, oil, natural gas) for energy release greenhouse gases like carbon dioxide and methane into the atmosphere. These gases trap heat from the sun's rays inside the atmosphere, leading to a warming effect known as the greenhouse effect.

II. Deforestation: Trees absorb carbon dioxide, one of the primary greenhouse gases.

Burned forests release carbon in the atmosphere that contributes to climate change.

III. Industrial Processes: Manufacturing, mining, and other industrial activities release greenhouse gases and pollutants, contributing to climate change.

IV. Agricultural Practices: Farming practices, including livestock rearing, release significant amounts of methane. Additionally, synthetic fertilizers release nitrous oxide, another potent greenhouse gas.

10.3.4 Impact of Climate Change

I. Temperature Changes: Global warming leads to changes in weather patterns, including more frequent and severe heat waves.

II. Sea Level Rise: The melting of polar ice caps and glaciers, along with the thermal expansion of seawater as it warms, contributes to rising sea levels, threatening coastal communities.

III. Extreme Weather Events: Climate change is linked to increased extreme weather events, such as hurricanes, droughts, and heavy rainfall, causing widespread devastation.

IV. Loss of Biodiversity: Shifts in climate can alter natural habitats, threatening plant and animal species and leading to biodiversity loss.

V. Human Health Risks: Climate changes can affect human health, from heat-related illnesses to the spread of diseases carried by insects like mosquitoes.

10.4 Plant and Animal Biodiversity

In the intricate web of life on Earth, the diversity of plant and animal species plays a pivotal role. This section delves into the concept of biodiversity, explicitly focusing on plants and animals, and explores why it's essential for our planet.

Firstly, biodiversity, or biological diversity, refers to the variety and variability of life forms on Earth. It encompasses a wide range of species, including plants, animals, and microorganisms, the genetic differences within these species, and the ecosystems they form.

10.4.1 Biodiversity of Plants

Plant biodiversity includes variety within and between species as well as the various ecosystems those species create. It is not just about the number of different species.

I. Variety within Species:

For example, over 7,500 varieties of apples are grown worldwide. Due to this diversity, organisms are resilient to pests, illnesses, and shifting climatic conditions. This diversity ensures resilience against pests, diseases, and changing climate conditions.

II. Variety Between Species:

Different plants play various roles within an ecosystem.

III. Variety Within Species:

Various plants have multiple functions within an ecosystem. Ferns might prevent soil erosion while flowering plants like sunflowers provide nectar for bees.

IV. Ecosystem Creation:

Forests, wetlands, and grasslands are examples of plant ecosystems. Each unique combination of species contributes to its distinct climate, soil, and wildlife.

10.4.2 Animal Biodiversity

Animal biodiversity involves diversity within species, between species, and across ecosystems.

I. Variety With in Species: Take dogs, for example. They range from tiny Chihuahuas to enormous Great Danes, each with unique attributes yet all part of the same species.

II. Variety Between Species: Animal species have various roles in ecosystems, known as ecological niches. For example, birds might control insect populations, while large mammals like elephants can shape the landscape by uprooting trees.

III. Ecosystem Interaction: The interdependence between animals and their habitats creates balanced ecosystems. The loss of a predator like a wolf can lead to overpopulation of its prey, affecting vegetation and other animal species.

10.4.3 Importance of Biodiversity

Finally, plant and animal biodiversity is vital for several reasons:

I. Ecosystem Services: They provide clean air, water, pollination of crops, carbon storage, and even recreational areas.

II. Economic Value: Many medicines, for example, are derived from plants, and diverse ecosystems support agriculture and fisheries.

III. Resilience: A more diverse ecosystem is often more resilient to changes and can provide stability.

In conclusion, understanding the complexity and richness of plant and animal biodiversity is not merely an academic exercise; it's fundamental to our planet's health, well-being, and sustainability. Recognizing all life forms' inherent value and interconnectedness underscores

the need for responsible stewardship and conservation efforts. The vibrant The tapestry of life on Earth is a treasure that must be cherished and preserved for future generations.

10.5 Summary

- **Civic Ecosystems** refer to the human-made environments encompassing urban planning, industrial activities, and human interactions within communities, shaping cities' and towns' social and physical landscapes.
- **Biological Ecosystems** study the natural world, focusing on the diversity and interrelationships of life forms, including plants, animals, and microorganisms, and how they interact within their environments.
- **Global Ecosystems** consider the entire Earth's biosphere, exploring the complex, interconnected networks of ecosystems across continents and oceans and the universal principles that govern them.
- **Pollution Types** encompass the comprehensive study of contamination in various forms, like air pollution, water pollution, soil pollution, and noise pollution, and its damaging effects on the environment as well as living organisms.
- **Climate Change** refers to the analysis of long-term alterations in global or regional weather patterns, often accelerated by human activities like burning fossil fuels, deforestation, and industrial processes, leading to significant environmental shifts.

10.6 Keywords

- **Pollution:** Introducing harmful substances into the natural environment, affecting living organisms and the ecosystem.
- **Climate Change:** Human activities often exacerbate long-term weather patterns and temperature shifts.
- **Biodiversity:** The variety of life forms, including diversity within species, between species, and ecosystems.
- **Greenhouse Effect:** The warming effect caused by greenhouse gases trapping heat within the Earth's atmosphere.
- **Ecosystem:** A community of living organisms interacting with their physical environment.

- **Resilience:** The ability of an ecosystem to withstand changes and maintain stability, often linked to diversity.

10.7 Self-Assessment Questions

- 1 Explain four main types of pollution discussed in the study of environmental impacts?
- 2 How does the study of Biological Ecosystems relate to the diversity of life on Earth?
- 3 In ecosystems, what is the primary focus of Civic studies?
- 4 How do human activities like burning fossil fuels contribute to climate change?
- 5 What is the significance of understanding Global Ecosystems in studying the environment?

10.8 Case study

Title: Strategic Decision- Making at Apple Inc.: Navigating Product Diversification

Introduction: Climate change severely threatens coastal towns with rising sea levels and extreme weather events. This case study focuses on how small coastal Towns can collaboratively address climate change through mitigation and adaptation strategies, drawing on local, regional, and global resources.

Case Study: The coastal town of Seaview, a small coastal town, has been experiencing increased flooding and erosion. Understanding the urgent need to address these challenges, local authorities, community organizations, and residents formed a partnership to develop a comprehensive climate action plan.

Background: Seaview's economy relies heavily on fishing and tourism, both of which are threatened by climate change. Increasing sea levels and varying weather designs have led to loss of habitat, reduced fish populations, and damage to tourist attractions. These challenges necessitated a multi-stakeholder approach to develop effective solutions.

Questions to Consider:

1. What did Seaview face: the unique vulnerabilities due to climate change?

2. How did the collaboration between stakeholders contribute to a comprehensive solution?
3. What key strategies were employed to address immediate needs and long-term sustainability?

Recommendations:

1. **Community Engagement:** Engaging the community in decision-making ensures solutions are tailored to local needs and gain broad support.
2. **Interdisciplinary Collaboration:** Collaborating with experts from various fields, such as ecology, engineering, and urban planning, provides a holistic view of the challenges and solutions.
3. **Sustainable Practices:** Implementing sustainable fishing practices, promoting eco-tourism, and enhancing coastal protection through natural barriers can offer long-term benefits.

Conclusion:

The case of Seaview demonstrates that addressing climate change in coastal areas requires a collaborative and multidimensional approach. By leveraging local insights, scientific expertise, and a commitment to sustainability, Seaview has set a precedent for how small coastal towns can effectively respond to the challenges posed by climate change. The lessons learned from Seaview offer valuable insights for other coastal communities facing similar challenges.

10.9 References

1. "Environmental Science: Toward a Sustainable Future" by Richard T. Wright and Dorothy F. Boorse
2. "Sustainability: A Philosophy of Adaptive Ecosystem Management" by Bryan G. Norton
3. "Climate Change: The Science of Global Warming and Our Energy Future" by Edmond A. Mathez
4. "Conservation Biology: Evolution in Action" edited by Scott P. Carroll and Charles W. Fox

UNIT: 11

Population Growth and Issues

Learning Objectives:

- Comprehend the Impact on the Environment: You will gain an understanding of the various factors that strain resources, cause habitat destruction, and lead to pollution.
- Analyse Population Growth: Evaluate the trends and impacts of population growth on the environment.
- Investigate Resource Consumption & Production: Explore types of resources, their depletion, and their effects on ecosystems.
- Evaluate Poverty's Economic Growth: Understand the connections between poverty, economic growth, and environmental sustainability.

Structure:

- 11.1 Population Growth
- 11.2 Resource Consumption and Production
- 11.3 Poverty's Economic Growth
- 11.4 Policies and Politics
- 11.5 Development and Use of Resources
- 11.6 Policies, Practices, and Constraints
- 11.7 Summary
- 11.8 Keywords
- 11.9 Self-Assessment Questions
- 11.10 Case Study
- 11.11 Reference

11.1 Introduction: Population Growth

Population growth refers to the increase in the number of people living in a particular region over time. It's the net result of births, deaths, and migration. Since the onset of the Industrial Revolution, there has been an unparalleled increase in the global population. Technological advancements, improvements in healthcare, and various other factors have all contributed to this growth. Despite this overall increase, the development could be more consistent worldwide; certain regions are witnessing rapid expansion, while others are experiencing a decrease..

11.1.1 Understanding the Impaction the Environment

I. Resource Strain

As the number of people increases, so does the demand for water, food, and energy. For instance, think about a bustling city where everyone needs clean water to drink, bathe, and cook. This greater demand can lead to over-extraction of resources, depleting them faster than they can be replenished. Imagine a lake drying up because too much water is being taken from it; this can have severe consequences for both people and wildlife.

II. Habitat Destruction

More people means more housing, roads, schools, and other infrastructure. This often destroys natural habitats, like forests being cleared for housing developments. For example, consider the Amazon Rainforest, where vast areas have been demolished to make way for agriculture and settlements. This disrupts the wildlife that calls these habitats home and has broader implications for the ecosystem and climate.

III. Pollution

An increased population also leads to more waste, including air and water pollution. Imagine a crowded city with millions of cars emitting exhaust fumes; this pollutes the air and contributes to climate change. Similarly, industrial and domestic waste can pollute rivers and oceans, harming aquatic life.

VI. Case Studies:

Specific examples of population growth affecting the environment:

India: Rapid population growth has put immense pressure on water resources. Many regions face severe water scarcity, impacting agriculture and daily life.

Brazil: Urbanization and agricultural expansion in response to population growth lead to deforestation in the Amazon, with severe ecological consequences.

11.1.2 Future Projections: Analysis of Future Trends

Predicting future population growth is complex, as it depends on factors such as birth rates, immigration, and government policies. Some experts foresee a continued increase, especially in developing countries, while others predict a plateau or decline in certain regions. What's certain is that managing population growth sustainably shall be a critical challenge in the coming decades.

However, population growth is a multifaceted issue with significant implications for our planet's resources, habitats, and environmental health. It's not just about numbers; it's about how we live, consume, and interact with our surroundings.

To address these challenges, coordinated efforts are required. Governments, communities, and individuals must work together to promote sustainable practices, invest in renewable resources, protect natural habitats, and encourage responsible consumption.

Simply, it's about finding a balance that allows people to live comfortably and prosper without harming the environment. It's a complex puzzle, but with awareness, education, and collaboration, we can strive to find solutions that benefit both present and future generations.

Thus, as we venture further into this subject, remember that understanding population growth isn't just a theoretical exercise; it's about recognizing our role within the global ecosystem and making conscious choices to protect and preserve it.

11.2 Resource Consumption and Production

11.2.1 Introduction: Link between Resource Consumption, Production, and Environmental Impact

Our daily lives are closely intertwined with the resources around us. From the food we eat to the energy that lights and powers our homes, resource consumption and production play a vital role. But what happens when these resources are not used wisely? Let's explore this subject to understand how our habits and practices affect the environment.

11.2.2 Types of Resources

I. Renewable

Renewable resources are those that can be replenished within a reasonable timeframe. Think of wind, solar energy, or even the water in a river. These resources, if appropriately managed, are sustainable in the long run. They're like the wind on a windy day; even if we use some for energy, there's still more to come.

II. Non-renewable

Non-renewable resources, on the other hand, are finite. Imagine a piece of coal; once it's burned, it's gone. Oil, natural gas, and minerals like gold and silver are examples of non-renewable resources. They can't be replaced within our lifetimes, so we must be cautious about using them.

11.2.3 Environmental Impact

I. Depletion of Natural Resources

We risk running out as we use up non-renewable resources. Think of a chocolate bar shared among friends; if everyone takes a big piece, there's only a little left for later. The same happens with resources like oil. If we continue to consume them at the current rate, future generations may need these vital assets.

.

II. Pollution and Waste

Producing and consuming resources can create pollution and waste. For instance, manufacturing a single plastic bottle requires oil, which pollutes the environment when discarded improperly. Imagine the streets littered with plastic; not a pleasant sight, right? Such Waste harms not just the landscape but also wildlife and our health.

III Ecosystem Disruption

Our actions can disrupt entire ecosystems. Consider deforestation to make way for mining. It not only destroys trees but affects the whole food chain. Animals lose their homes, and rivers can be polluted, affecting fish and other aquatic life. It's like taking a piece out of a puzzle; the whole picture is concerned.

11.3 Poverty's Economic Growth

11.3.1 The Connection between Poverty and Economic Growth

First and foremost, what do we mean by poverty and economic growth?

Poverty is when people cannot fulfill their primary needs, such as food, shelter, education, and healthcare. Think of a family struggling to put meals on the table; that's a glimpse into poverty.

Economic Growth is about the increase in a country's output or income. Imagine a bigger pie; more wealth will be shared when an economy grows.

11.3.2 Poverty Impacting Economic Growth

Now, let's explore how these two are related:

- I. **Lack of Education and Skills:** Impoverished people often need help to afford education. This leads to a workforce that may require more skills for jobs. Think of a carpenter without the right tools; how can he build anything substantial?
- II. **Poor Health:** Poverty can lead to poor health, and sick workers are less productive. Imagine trying to work when you're ill; it's ineffective.

11.3.2.1 Economic Growth Impacting Poverty

More Opportunities: Economic growth often creates more jobs and opportunities. It's like planting more trees in a garden; the more you sow, the more fruit you'll have. **But Not Always:** However, if this growth only benefits the rich and leaves the poor behind, it's like a feast where only a few get to eat, and the rest go hungry. Economic growth must be inclusive to reduce poverty effectively.

Examples of the Interaction between Poverty and Economic Growth:

China: By focusing on manufacturing and exports, China has lifted millions out of poverty. It's like a small shop turning into a big factory, providing jobs for many.

Sub-Saharan Africa: Despite economic growth, poverty remains stubbornly high in some regions. This can be likened to rain falling on a leaky bucket; no matter how much you pour in, it keeps leaking out.

11.3.2.2 Balancing Growth and Poverty Reduction

How can we balance economic growth with poverty reduction?

- I. **Inclusive Growth:** Economic growth should benefit everyone. It's like baking a cake; everyone gets a slice if you share it equally.
- II. **Investing in Education and Health:** This is akin to watering a garden; give it what it needs, and it will flourish.
- III. **Government Policies:** Governments must play a role in ensuring that growth doesn't leave anyone behind. Imagine a referee in a game; they make sure everyone plays by the rules.

We have explored the intricate dance between poverty and economic growth as we end this topic. Relationships affect each other in many ways, and finding a balance between them is difficult. As you continue your studies and embark on your career, remember that economic growth is not just a matter of numbers and graphs; it impacts real people and their lives. We need to realize that true success lies in growth that reduces poverty. In the vast economic landscape of the world, we need to become gardeners who nurture all plants, not just the tallest and brightest. Let's work together to create a garden where everyone can blossom and flourish.

11.4 Policies and Politics

11.4.1 Policies and Their Impact

Policies are the rules or guidelines that help us manage different parts of our environment. They guide how we should act or what we should do.

I. Population Growth:

Some countries might have policies to manage population growth, like providing education on family planning. This helps balance the number of people with the available resources.

Example: China's One-Child Policy: Introduced in 1979, this policy aimed to control population growth. Though effective, it led to several social challenges, including an imbalanced sex ratio and an ageing population.

II. Resource Consumption and Production:

Policies encouraging recycling can reduce waste and promote more sustainable use of resources.

Example: The EU's Circular Economy Action Plan: Aiming to promote recycling and sustainability, the EU's plan encourages companies to create products that last longer and are easier to recycle, reducing waste.

III. Development and Use of Resources:

Government might make rules about where factories can be built to ensure that natural habitats are protected.

Example: Brazil's Forest Code: This legislation regulates land use and protects the Amazon Rainforest by dictating where farming and industry can occur.

11.4.2 Politics and Environmental Decision-Making

Politics is about discussing, debating, and deciding on these policies. It's where different people and groups share their ideas and try to agree on what's best.

I. Poverty vs Economic Growth:

Political Debate: Politicians might argue about whether to build a new dam that would provide jobs but might harm local wildlife.

Example: Narmada Dam Controversy in India: The building of this dam promised economic growth and electricity but faced protests due to the displacement of local communities and environmental concerns.

11.4.3 The Interplay Between Policies and Politics

Discussing and Deciding on Environmental Policies:

Politicians debate the pros and cons, considering different opinions, research, and ethical considerations.

Example: Germany's Energiewende (Energy Transition): This shift from fossil fuels to renewable energy policy saw intense political debate, balancing economic interests with environmental protection.

II. Implementing Policies:

Once a policy is agreed upon, it's implemented.

Example: UK's Plastic Bag Charge: Implemented in 2015, this policy required large retailers to charge for single-use plastic bags, leading to an 85% drop in usage within the first year.

Policies and politics play a vital role in how we care for our environment, and understanding this process helps us become more informed and responsible citizens. From deciding how many trees should be planted to how we can reduce pollution, it's a complex yet fascinating world that shapes everything around us.

Our environment is like that garden I mentioned at the beginning. Through thoughtful policies and responsible politics, we can all work to ensure it grows healthy, beautiful, and sustainable for future generations. Let's keep learning together!

Imagine for a moment that you are in charge of a garden. Your job is to decide what gets planted, where, and how to care for it so everything grows beautifully. That's like what policies and politics are in the context of our environment. These are the rules and discussions about how we care for our planet. Let's dive deeper into this subject, focusing on how policies and politics are integral to managing population growth and resource development.

Now we've journeyed through the intriguing world of policies and politics, exploring how they intersect with environmental considerations. From population control in China to renewable energy in Germany, these real-world examples have illuminated our path.

These aren't just abstract concepts; they shape the air we breathe, the water we drink, and the world we leave for future generations. Understanding them helps us engage more effectively as citizens and make informed decisions in our own lives.

11.5 Development and Use of Resources

Think of a sandwich you might have for lunch. Bread, lettuce, cheese, and a patty of your choice - each ingredient has come from somewhere, hasn't it? This simple meal leads us to the complex concept of the development and use of resources. Consider the wheat grown for the bread, the cows milked for the cheese, and the vegetables harvested for the lettuce. Just like building a model or painting a picture, all these resources must be carefully developed and used, and you must employ them wisely. Similarly, resources are all around us in our day-to-day lives, shaping our existence and providing the essentials for human survival and comfort. How we develop and utilize these resources tells a multifaceted story, intertwining technological innovation, societal needs, economic models, and environmental sustainability. So, by the time you bite into that

sandwich, there's been a fascinating journey of gathering, creating, and using different resources. From the food we consume to the gadgets we rely on, we are constantly connected to a world of intricate development and utilization. Together, we'll explore this world and unravel the story behind the things we often take for granted. Let's take a closer look!

11.5.1 Natural Resources

Example1: Water

Water is a vital resource for human survival, used in everything from drinking to agriculture. Its development includes the construction of dams, reservoirs, and purification systems to provide clean and accessible water. Vigilant management of water resources is critical, as seen in places like Cape Town, South Africa, where water scarcity led to a near 'Day Zero' crisis in 2018.

Example 2: Minerals

Minerals such as copper, iron, and gold are extracted from the earth to create various products, from electronics to infrastructure. Mining these materials often presents environmental challenges, such as deforestation and pollution, as seen in the Amazon Rainforest, where mining activities have led to significant ecological damage.

11.5.2 Agricultural Resources

Example1: Crop Development

The development of crops through modern agricultural practices has transformed food production. Techniques like crop rotation and genetically modified organisms (GMOs) have increased yield and disease resistance. For instance, the Green Revolution in India dramatically increased wheat production, ensuring food security and raising concerns about long-term sustainability.

Example 2: Livestock Farming

Livestock farming involves raising animals for meat, milk, and other products. Intensive farming practices have increased efficiency but often at the cost of animal welfare and environmental sustainability, as seen in factory farming methods that can lead to increased greenhouse gas emissions.

2.5.3. Energy Resources

Example 1: Fossil Fuels

Fossil fuels like coal, oil, and natural gas have powered industrialization. However, their extraction and usage have led to environmental issues such as climate change and air pollution. The Deepwater Horizon oil spill in 2010 illustrated the potentially catastrophic environmental consequences of oil extraction.

Example 2: Renewable Energy

Developing renewable energy sources such as wind, solar, or hydroelectric power offers a more sustainable alternative. Countries like Denmark, for example, are leading the way in wind energy, showing how innovation and policy can align to reduce reliance on fossil fuels.

The development and use of resources encompass a wide array of practices, technologies, and ethical considerations. From the water we drink to the energy that powers our homes, how we manage these resources has far-reaching implications for our society and the planet. Through thoughtful development, responsible use, and an awareness of the interconnected nature of global resources, we can strive for a future that balances human needs with environmental stewardship.

11.6 Policies, Practices, and Constraints

Let's unravel the intricate relationship between policies, practices, and constraints. These three components are vital in shaping how societies function, especially regarding environmental interactions. We'll start with a comprehensive explanation of each aspect and then explore examples that will illuminate how they manifest in our world.

11.6.1 Policies

Policies act as guidelines or rules laid down by governments or organizations. They are designed to achieve specific objectives or goals related to social welfare, environmental protection, or economic growth.

Examples:

Environmental Protection Policies:

The Clean Air Act in the UK: Introduced to combat air pollution, this policy regulates

emissions from industries and vehicles, reflecting a broader commitment to environmental quality.

Energy Efficiency Policies:

Japan's Top Runner Program: This policy sets benchmarks for energy efficiency, pushing manufacturers to continually innovate and enhance their products.

11.6.2 Practices

Practices refer to implementing policies and translating the guidelines into tangible actions. They reflect how policies are brought to life in everyday scenarios and often depend on collaboration between various stakeholders.

Examples:

Waste Management Practices:

Sweden's Recycling Revolution: By implementing a structured recycling system, Sweden successfully recycled or reused 99% of its waste, turning policy into practice.

Sustainable Farming Practices:

Organic Farming in Denmark: Encouraged by government policies, Denmark's organic farming practices stand as a model of sustainability, balancing environmental health with productivity.

11.6.3 Constraints

Constraints are limitations or restrictions that may either facilitate or hinder the implementation of policies and practices. These can be economic, social, cultural, legal, or even geographical, defining the boundaries within which policies and procedures must operate.

Examples:

Economic Constraints: Renewable Energy Development in Developing Countries: High costs can deter investment in renewable energy technology, illustrating a financial constraint.

Social and Cultural Constraints:

Water Conservation in Arid Regions: Local customs or beliefs may support or obstruct conservation efforts, showcasing how cultural norms can be constrained.

Legal and Regulatory Constraints:

Protected Wildlife Areas: Laws and regulations might limit access to natural resources to safeguard endangered species, exemplifying legal constraints.

As we travelled through the landscape of policies, practices, and constraints, examining their complex interplay, we gain insights into shaping our environment and our role within it.

11.7 Summary

- Policies act as guidelines or rules laid down by governments or organisations. They are designed to achieve specific objectives or goals related to social welfare, environmental protection, or economic growth.
- The Clean Air Act in the UK: Introduced to combat air pollution, this policy regulates emissions from industries and vehicles, reflecting a broader commitment to environmental quality.
- Practices refer to implementing policies and translating the guidelines into tangible actions. They reflect how policies are brought to life in everyday scenarios and often depend on collaboration between various stakeholders.
- Sweden's Recycling Revolution: By implementing a structured recycling system, Sweden successfully recycled or reused 99% of its waste, turning policy into practice.
- Organic Farming in Denmark: Encouraged by government policies, Denmark's organic farming practices stand as a model of sustainability, balancing environmental health with productivity.
- Renewable Energy Development in Developing Countries: High costs can deter investment in renewable energy technology, illustrating a financial constraint.

11.8 Keywords

- **Economic Growth:** An increase in the production and consumption of goods and services, reflecting a rise in the national income and standard of living.
- **Poverty Reduction:** Efforts to decrease poverty within a population through various means such as education, job creation, and social welfare

programs.

- **Wealth Disparity:** A significant difference in wealth and income among different groups, often leading to social and economic inequalities.
- **Environmental Degradation:** The deterioration of the environment through depletion of natural resources, destruction of ecosystems, and pollution.
- **Inclusive Policies:** Strategies and regulations are designed to include all population segments, ensuring that growth benefits are distributed more equitably.
- **Sustainable Development:** A developmental approach that meets the needs of the present without compromising the ability of future generations to meet their own needs.
- **Job Creation:** The process of providing new jobs in various sectors of the economy, often considered essential for economic growth and social stability.
- **Social Welfare Programs:** Government initiatives aimed at providing support and assistance to those in need, such as the unemployed, elderly, or disadvantaged.
- **Legal and Regulatory Constraints:** Limitations and restrictions imposed by laws and regulations that might affect the implementation of policies or business practices.
- **Natural Resources:** Raw materials and components found in nature that humanity uses for various purposes, such as energy production, construction, and manufacturing. Responsible management is essential for sustainability.
- **Ecosystem:** A community of living organisms interacting with their physical environment.
- **Resilience:** The ability of an ecosystem to withstand changes and maintain stability, often linked to diversity.

11.9 Self-Assessment Questions

1. **Economic Growth:** How does economic growth contribute to a country's living standard? Can you identify rapid economic growth's positive and negative impacts on society?

2. **Poverty Reduction:** What are some of the critical strategies that can be implemented to reduce poverty within a population? How do these strategies relate to economic growth?
3. **Wealth Disparity:** Explain the concept of wealth disparity and its potential effects on social cohesion and economic development. Can you provide examples of how wealth disparity might manifest within a community?
4. **Environmental Degradation:** What are the leading causes of environmental degradation, and how might it be linked to economic growth? Can you identify solutions to mitigate its effects?
5. **Inclusive Policies:** Describe how inclusive policies may help balance growth and poverty reduction. How can governments ensure that growth benefits are distributed more equally?

11.10 Case study

Title: Bridging the Gap: Economic Growth and Sustainable Development – A Case Study of a Small Coastal Town

Introduction:

This case study explores the relationship between economic growth and sustainable development within the context of a small coastal town. By examining how the town balanced economic prosperity with environmental sustainability, the case highlights the challenges and opportunities communities face in seeking to achieve both goals.

Background:

The coastal town of Seaview, with a population of 50,000, experienced a sudden economic boom with the discovery of offshore natural resources. This brought significant investment into the town, leading to job creation, increased wages, and improved public services. However, the rapid growth also led to environmental concerns, including overfishing, pollution, and depletion of natural resources.

Questions to Consider:

1. How did the economic boom impact the lives of the citizens of Seaview?

2. What measures were taken to ensure growth did not lead to environmental degradation?
3. How did the local government, businesses, and community members collaborate to create a sustainable development plan?

Recommendations:

Engage all stakeholders: Collaboration between the local government, businesses, and the community ensures that all voices are heard, and perspectives are considered.

Implement Sustainable Practices: Policies should promote sustainable fishing, responsible waste management, and renewable energy to preserve the environment for future generations.

Promote Inclusive Growth: Economic growth should benefit all citizens. Strategies might include targeted social welfare programs, fair wage policies, and investment in education and healthcare.

Monitor and Adjust: Regular monitoring and adjustment of policies and practices should be conducted to respond to changing circumstances and to ensure long-term success.

Conclusion:

The case study of Seaview presents a valuable lesson in balancing economic growth with environmental sustainability. The town navigated complex challenges by fostering collaboration between various stakeholders, implementing responsible practices, and ensuring that growth benefits were shared broadly.

The experience of Seaview serves as an inspiring example for other communities facing similar dilemmas. It underscores the need for thoughtful, inclusive, and flexible approaches that respect a community's economic aspirations and environmental constraints.

By combining economic growth with a commitment to sustainability, communities like Seaview demonstrate that these challenging goals are not necessarily in conflict. It offers a roadmap for how others might successfully navigate this delicate balance.

11.11 References

1. "Sustainable Development: Economics and Policy" by Paul Ekins
2. "Global Environmental Politics" by Pamela S. Chasek and David L. Downie

3. "Development as Freedom" by Amartya Sen
4. "The Bottom Billion: Why the Poorest Countries are Failing and What Can Be Done About It" by Paul Collier

Unit: 12

Global Warming

Learning Objectives:

- Understand the different forms of pollution, including air, water, and food, and their environmental effects.
- Comprehend the Complexity of Climate Change: Analyse the causes, impacts, and human influences on climate change.

Structure:

- 12.1 Manifestation of Hazards and Science
- 12.2 Modelling of Issues: Global Warming
- 12.3 Pollution
- 12.4 Resource Depletion
- 12.5 Impacted Habitats
- 12.6 Summary
- 12.7 Keywords
- 12.8 Self-Assessment Questions
- 12.9 Case Study
- 12.10 References

12.1 Manifestation of Hazards and Science

The manifestation of hazards and science refers to the visible appearance and understanding of risks, like environmental threats or health dangers, through scientific study and observation.

As we explore environmental issues, we must grasp the interconnected relationship between the manifestation of hazards and science. These concerns, ranging from global warming and pollution to resource depletion and impacted habitats, aren't merely scientific concepts but tangible challenges that affect our daily lives. In our journey today, we'll look at these pressing issues in an informative and relatable manner, using real-world examples and simple explanations. Whether it's the air we breathe or the water we drink, these matters influence us all, and understanding them is the first step towards making a positive change. By applying scientific methods, we can identify, analyse, and find solutions to these hazards, making the invisible threats in our world something we can understand and act upon.

Global warming, a term we hear quite frequently, is more than just a buzzword. It's a complex issue that affects various aspects of our lives. Let's break it down to understand it more clearly, explicitly concerning pollution.

12.2 Modelling of Issues

- I. **Global Warming:** Global warming is like a fever for the Earth, where the temperature rises due to the trapping of heat by certain gases known as greenhouse gases. Imagine wrapping yourself in a thick blanket on a warm day; that's what these gases do to our planet. Now, this 'warming effect' leads to severe issues, and pollution is one of the primary concerns.
- II. **Human Connection:** Global warming isn't just a scientific issue; it's akin to a fever for the Earth, where human activities contribute to the temperature rise. This emphasizes our connection and responsibility.
- III. **Ecological Impact:** The effects of global warming are like ripples in a pond, affecting everything from tiny corals to vast forests. It alters ecosystems, showing how interconnected our world is.
- IV. **Economic Considerations:** Global warming isn't just about nature; it's like a business running at a loss. The effects on agriculture, infrastructure, and health can have significant economic impacts.

- V. **Social and Ethical Aspects:** Global warming raises questions similar to moral dilemmas in a novel. It leads us to consider justice, equity, and sustainability issues, especially concerning future generations.
- VI. **Potential for Change:** Unlike a machine broken beyond repair, global warming is a challenge we can address. Through governmental regulations, community efforts, and individual actions, we can act like engineers and rebuild for a more sustainable future.

12.3 Pollution

12.3.1 Air Pollution

Think of air pollution as a smoky room where you find it difficult to breathe. When industries and cars emit harmful substances into the air, it pollutes our air. It's akin to cooking food on high heat without proper ventilation; the smoke fills the room, making the air unhealthy.

Air pollution is something many of us have experienced without even realizing it.

Think back to the last time you were near a busy road and inhaled car exhaust fumes, or remember when a factory's smokestack was puffing dark clouds. These are visible examples of air pollution, but there's more to it. Let's explore this issue in more detail.

Examples of Air Pollution:

Vehicle Emissions: Cars releasing exhaust fumes are like a kitchen filled with burnt toast smoke. The gases emitted, such as carbon monoxide, can be toxic in large quantities.

Industrial Emissions: Factories releasing smoke are like a room filled with cigar smoke. They often emit sulphur dioxide, which can lead to acid rain.

Burning of Fossil Fuels: Burning coal, oil, and natural gas for energy is like lighting a bonfire in a closed space. It releases harmful substances, including particulate matter, that can affect our lungs.

12.3.3.1 Government Actions: Governments worldwide have been actively working to control air pollution. Here's how:

I. Regulations: Just as there are rules in a kitchen to keep the cooking smoke under control, governments impose restrictions on industries to limit their emissions.

II. Promoting Clean Energy: This is like encouraging cooking on an electric stove rather than an open fire. Governments are pushing for renewable energy sources like wind and solar power, which don't produce harmful emissions.

III. Public Transport Initiatives: Encouraging people to use public transport is akin to asking a large family to cook together rather than separately, thus reducing the overall smoke. Governments are trying to reduce the number of individual cars on the roads by providing efficient public transportation.

12.3.3.2 Popular Movements: Citizens, too, have played a vital role in controlling air pollution.

I. Tree-Planting Campaigns: Planting trees is like installing an air purifier in a smoky room. Several campaigns focus on increasing greenery to clean the air naturally.

II. Clean Air Acts and Protests: People have raised their voices and pushed for stronger regulations, like a community coming together to ensure everyone cooks responsibly without filling the building with smoke.

In conclusion, air pollution is a complex issue that affects us all, but with coordinated efforts from governments, industries, and individuals, we can work towards cleaner, breathable air. It's about understanding that the air we pollute is the same air we breathe and taking collective responsibility for keeping it clean. Think of it as a shared kitchen; if we all cook responsibly, we can enjoy a pleasant, smoke-free environment.

12.3.2 Water Pollution

This is similar to pouring ink into a glass of clear water; the more ink you run, the murkier the water becomes. Industries often release chemicals into rivers and lakes, contaminating the water we might use for drinking or bathing. It's the equivalent of when a single drop of paint can ruin a whole bucket of clean water.

Water pollution is an issue that may seem distant but has effects that reach right into our homes and lives. Let's explore this subject further to understand water pollution, how it happens, and what's being done to address it.

Water pollution occurs when harmful substances like chemicals, waste, and pathogens enter rivers, lakes, and oceans. Imagine a beautiful clear lake that becomes cloudy and dirty because someone dumped paint into it. That's what happens when water is polluted.

Examples of Water Pollution:

Industrial Waste: When factories release chemicals into water bodies, it's like pouring dark ink into clear glass. This contamination can poison fish and make the water unsafe for drinking.

Agricultural Runoff: Consider this a garden hose left running, carrying fertilisers and pesticides into a pond. These substances can cause harmful algal blooms that affect marine life and human health.

Sewage Disposal: If untreated sewage enters a river, it's like mixing dirty dishwater with your drinking water. This can lead to diseases like cholera and typhoid.

3.3.2.1 Government Actions: Governments are actively working to combat water pollution through various means:

I. Water Quality Standards: By setting rules about what can be discharged into water, the government essentially says what ingredients can and cannot go into our water recipe.

II. Wastewater Treatment: Building and maintaining sewage treatment plants is like having a means, including cleaning the dirty water before it reaches our taps.

III. Monitoring and Enforcement: Regular checks on industries and imposing fines for violations are akin to having a kitchen supervisor ensure that no unwanted ingredients end up in the pot.

IV. Popular Movements People have also taken significant steps to address water pollution:

V. River Cleaning Campaigns: Communities coming together to clean a polluted river are like neighbours working together to clean a shared water supply.

VI. Protesting Against Pollution: Public demonstrations against industrial pollution

are like the public standing up against a restaurant that consistently serves contaminated food.

VII. Promoting Sustainable Practices: Many advocate for responsible farming and manufacturing practices. Imagine encouraging farmers to use natural pest control instead of harmful chemicals that end up in our water.

In conclusion, water pollution is a multifaceted issue that requires combined efforts from governments, industries, and individuals. It's about understanding that the water we pollute is the same water we rely on for many aspects of our lives, from drinking and cooking to bathing. Just as a single drop of ink can ruin a whole bucket of water, a small act of pollution can have widespread effects. But together, we can work to keep our water clear and clean.

12.3.3 Food Pollution:

Further, we will explore a topic that directly affects something we all love – food. Imagine biting an apple only to realize it's been sprayed with harsh cleaning chemicals. That would be quite an unpleasant experience, Wouldn't it? Using certain pesticides and chemicals in farming can lead to these substances ending in our food. Just like adding too much salt ruins a dish, these chemicals can taint our food.

This analogy is not to of or from the reality of food pollution, where certain pesticides and chemicals used in farming can end up in our food. Let's delve deeper into this issue.

I. Understanding Food Pollution

Food pollution refers to contamination with substances that can harm our health. Imagine adding too much salt to a dish until it becomes inedible; chemicals and pollutants can ruin our food. This Contamination Cannot Stage, from farming to processing to packaging.

II. Food Pollution Examples

Pesticides in Farming: Spraying a garden with strong chemicals to kill pests; those chemicals can end up on our vegetables.

Contaminated Water: If the water used in irrigation is polluted (like adding tainted ice to a drink), it can lead to the crops absorbing those contaminants.

Improper Food Handling: Think of this as using a dirty kitchen knife; contamination can occur during processing, packaging, and transportation.

III. Government Actions to Control Food Pollution

Governments play a critical role in controlling food pollution through various means:

Setting Standards: Government essentially write the 'recipe' for safe food production by defining acceptable levels of chemicals and pollutants in food.

Regular Inspections: Regular checks on farms, factories, and markets are like a quality control team in a restaurant, ensuring that everything is up to standard.

Promoting Organic Farming: Encouraging farmers to use natural methods is akin to urging chefs to use fresh, wholesome ingredients.

Popular Movements

IV. The public is also taking steps to address food pollution:

Buying Organic: Many consumers are choosing organic products, akin to patrons preferring dishes made from natural ingredients.

Educating and Advocating: People are spreading awareness about food pollution, like sharing a good recipe with friends and encouraging them to try it.

Community Farming: Community gardens use sustainable methods like neighbors cooking together using only fresh and wholesome ingredients.

Global Warming Connection: You see, global warming isn't an isolated problem. It's like a tangled web affecting various parts of our environment, including food.

The changing climate impacts how we grow and produce food, and our choices in food production affect the climate. It's an interconnected cycle that we must understand to make positive changes.

So, when you think of global warming, remember it's not just about melting icebergs. It's about the air we breathe, the water we drink, and the food we eat. Our awareness and action on food pollution can be a significant step towards untangling this complex web.

12.4 Resource Depletion

Resource depletion is akin to a shared pantry running low on essential supplies. Imagine if you and your neighbors depended on the same flour, oil, and sugar stash, but they have yet to be able to replenish them. As more people use these resources

without considering the future, the pantry begins to run dry, leading to a genuine concern for the days ahead. Just as we'd manage our shared supplies with care and foresight, we must treat the planet's resources like fuel and water with the same consideration, finding sustainable ways to ensure they don't run out.

Today, let's discuss a subject that might seem vast and complex but affects our daily lives: resource depletion. You might think of it as a giant cake being shared at a party, and if everyone takes large slices without thought, there soon will need to be more to go around. The pieces are resources like fuel and water; the cake is our planet's supply. Here's how we can understand it better.

Resource depletion consumes resources faster than they can be replenished. It's like using all the ingredients in your kitchen without restocking them; eventually, you'll run out. Two significant areas where this is happening are fuel and water.

I. Fuel Depletion

Fuel is like the oil that keeps a machine running smoothly. But what happens when it starts to run low?

A. Examples of Fuel Depletion

Over-reliance on Fossil Fuels: This is akin to using a favorite pie in every meal; eventually, it will run out, and alternatives must be found.

Lack of Sustainable Alternatives: Not exploring renewable energy sources is like refusing to try new recipes; it limits our options.

B. Government Actions: Governments are working to combat fuel depletion in several ways:

Promoting Renewable Energy:

This is like encouraging using fresh, locally sourced ingredients in cooking.

Fuel Efficiency Standards: Setting rules for fuel consumption is like portion control at a meal, ensuring enough to go around.

Investing in Research: Funding new energy technologies is like experimenting with new cooking techniques; it leads to innovation and progress

II. Water Depletion

Water is as essential to life as a base ingredient in a recipe, and yet, we're using it faster than it can be replenished.

A. Examples of Water Depletion

Overuse in Agriculture: This is like using a whole bottle of sauce for one dish, leaving none for other meals.

Wastage in Homes: Leaving taps running or overwatering gardens is akin to letting a pot overflow on the stove.

Government Actions: Efforts to control water depletion include

Water Conservation Laws:

These are like guidelines in a kitchen, helping everyone use water more wisely.

Investing in Water-Saving Technologies: This is similar to buying efficient kitchen appliances that use fewer resources

B. Promoting Public Awareness: Governments also educate the public by sharing cooking tips for making meals with fewer ingredients.

In conclusion, resource depletion, specifically of fuel and water, is a critical issue that requires our attention and action. It's like managing the ingredients in our kitchen; we must use them wisely and think about tomorrow. As a thoughtful cook plans meals to make components last, we must prepare our resource usage to ensure enough for future generations.

12.5 Impacted Habitats

Impacted Habitats due to Global Warming and Resource Depletion:

Imagine your favourite park, where you often go for a walk. Picture the lush trees, the singing birds, and the vibrant flowers. Now, think of a never-ending hot summer day and a continuous lack of water. The trees begin to wither, the birds move away, and the flowers disappear. This transformation is what many habitats are experiencing due to global warming and resource depletion. It's like a kitchen with proper heat control and sufficient ingredients; everything becomes balanced.

Global warming alters the climate, making some places too hot or too dry for the existing plants and animals, just like cooking at the wrong temperature can ruin a dish. Resource depletion, on the other hand, takes away the essential 'ingredients' that

wildlife needs to survive. Without proper care, attention, and sustainable living, we risk turning vibrant ecosystems into barren landscapes, much like a once-thriving garden left unattended. Our choices and actions directly affect these delicate systems, and it's our responsibility to understand and mitigate these impacts, just as a mindful gardener tends to every plant.

Global warming and resource depletion affect our world in ways we might not notice. Let's look at this problem through a more detailed lens, considering various aspects of our environment, such as corals, fish, plants, and trees. Think of these as essential characters in a delicate play; the entire story is disrupted when one character falls out of line.

12.5.1 Corals

Corals are often called the "rainforests of the sea" due to their richness in biodiversity. These complex underwater structures play a crucial role in the marine ecosystem, providing habitat, food, and protection for countless organisms. The Great Barrier Reef in Australia is a perfect example of the vibrant and essential world of corals. It's home to more than 1,500 species of fish, 400 types of coral, and many other marine life. But unfortunately, this colossal ecosystem is under threat. Imagine your favorite painting, filled with intricate details and brilliant colors. Now picture that painting left in the harsh sun, day after day. Slowly, the colors fade, the details blur, and what was once a masterpiece loses its charm. That is what global warming is doing to our corals. The warmer water caused by climate change acts like the excessive sunlight on the painting, leading to a phenomenon known as coral bleaching.

12.5.2 Coral Bleaching

It is when corals expel the algae called *Zooxanthellae*, that lives in their tissues and provide them energy through photosynthesis. The corals lose colour, weakens, and die without these algae.

Significant coral bleaching events have occurred in various parts of the world in the past few years, including the Great Barrier Reef. In 2016, a devastating bleaching event hit the reef, affecting around 93% of its corals to some degree, with nearly 30%

dying in the northern third of the reef. This incident was akin to watching the colors of a grand mural fade away in real-time.

Such bleaching affects the corals and the entire ecosystem that relies on them. It's like removing the foundation of a towering castle; everything else becomes unstable. Governments and organizations are stepping up to protect these underwater castles. In Australia, for example, there's ongoing monitoring, research, and implementation of regulations to reduce water pollution and overfishing. Furthermore, conservationists and scientists are working on coral restoration projects, like planting heat-resistant corals, akin to artists carefully restoring a faded painting.

However, the challenge is immense, and the global community must collaborate. Understanding and addressing the root causes of global warming is essential to preserve these beautiful, vital ecosystems.

As we study corals, we are not merely observing a distant underwater spectacle but understanding a part of our global ecosystem that affects us all. Just like a beautiful tapestry is made of many threads, each playing a role in the overall pattern, every coral reef contributes to the health and balance of our planet. By working to protect them, we are preserving not just the beauty of the oceans but the very balance of life on Earth.

12.5.3 Fishes

They are more than just characters in the underwater drama; they're vital actors playing essential roles that sustain the equilibrium of marine life. Imagine a theatrical performance where characters are suddenly and abruptly removed. The plot would suffer, the story would lose meaning, and the audience would be bewildered. In the same way, overfishing depletes fish populations, leading to an imbalance that affects the entire marine ecosystem.

Take the example of the Atlantic Cod in the North Sea. Once abundant, this fish became the victim of intense overfishing. Much like removing the lead actor from a play, reducing the cod population they have had profound effects. Other species that relied on the cod for balance began to overpopulate, leading to a cascading result through the food web. The entire ecosystem became distorted and unstable,

illustrating the interconnectedness of nature's drama.

In addition to overfishing, the health of fish populations is also closely linked to the well-being of coral reefs. Remember the analogy of corals being the tapestries that decorate the underwater castle? Well, fish are the dwellers within that castle. They rely on the corals for shelter, breeding grounds, and food. If the corals suffer, the fish do too. The castle's inhabitants are exposed and vulnerable if the tapestries are torn. But here's where our director, or rather governments and organizations, come into play. They're implementing measures to guide the actors, ensuring the story doesn't fall apart. Fishing regulations, quotas, and marine protected areas are being implemented to safeguard fish populations. In the Philippines, for instance, creating marine sanctuaries has allowed fish populations to rebound, making the underwater narrative vibrant again.

Education plays a crucial role too. Just as a director must explain the plot to the actors, conservationists and educators must teach people about the importance of sustainable fishing practices. Various campaigns and programs aim to help consumers and fishermen understand why allowing fish populations to thrive is vital. But this isn't a play that's confined to a stage. It's a natural, complex, and delicate balance of life playing out beneath the waves. The depletion of one species isn't just a loss of a character in our story; it's a tear in an ecosystem's fabric. By understanding the role that fish play and working to ensure their protection, we're not merely preserving a tale but nurturing a world that is rich, diverse, and in harmony.

12.5.4 Plants

Moving onto land, plants are the lifeblood of our terrestrial ecosystems, the background scenery that supports all life. Global warming alters weather patterns, leading to droughts or excessive rains. It's like changing the lighting in our play so drastically that the actors can't perform. Resource depletion, like the overuse of water for irrigation, further strains these green actors. This leads to soil fertility loss, like losing the vibrancy in a painting, making it more difficult for plants to thrive.

Plants are the unsung heroes of our environmental drama. They're not just passive backdrops; they actively participate, shaping the storyline of life on Earth. Imagine if, in

our theatrical analogy, the lighting constantly changed. The actors, left in the dark or overwhelmed by too much light, would struggle to play their roles effectively. Similarly, plants work to grow and reproduce when faced with the erratic consequences of global warming, such as unpredictable rainfall or sweltering heat.

To put this into perspective, consider the olive groves in the Mediterranean. For centuries, they've been a reliable source of olives and oil. But with shifting weather patterns, the trees are stressed, leading to lower yields. It's as if the once-spotlighted main character of our drama is now overshadowed, struggling to deliver its lines. If such vital actors are hampered, you can imagine its ripple effect on the play's other characters – the animals that depend on these plants for food, shelter, and more.

In conclusion, when you walk outside and see a tree or a plant, remember that they're not just passive entities. They're actively participating in the grand drama of life. As both audience members and co-directors, we ensure they have the conditions to continue their pivotal performance. By understanding and addressing their challenges, we can ensure our environmental theatre continues to enthrall future generations.

12.6 Summary

- **Pollution:** Different forms of pollution are intertwined and have widespread effects.
- **Resource Depletion:** Overuse of fuel and water disrupts ecological balance.
- **Impacted Habitats:** Global warming harms various habitats, demanding our awareness and action.
- **Solutions:** Understanding these connections helps untangle this web, leading to practical solutions.

12.7 Keywords

- **Economic Growth:** An increase in the production and consumption of goods and services, reflecting a rise in the national income and standard of living.
- **Poverty Reduction:** Efforts to decrease poverty within a population through various means such as education, job creation, and social welfare programs.
- **Wealth Disparity:** A significant difference in wealth and income among

different groups, often leading to social and economic inequalities.

- **Environmental Degradation:** The deterioration of the environment through depletion of natural resources, destruction of ecosystems, and pollution.
- **Inclusive Policies:** Strategies and regulations are designed to include all population segments, ensuring that growth benefits are distributed more equitably.
- **Sustainable Development:** A developmental approach that meets the needs of the present without compromising the ability of future generations to meet their own needs.
- **Job Creation:** The process of providing new jobs in various sectors of the economy, often considered essential for economic growth and social stability.
- **Social Welfare Programs:** Government initiatives aimed at providing support and assistance to those in need, such as the unemployed, elderly, or disadvantaged.
- **Legal and Regulatory Constraints:** Limitations and restrictions imposed by laws and regulations that might affect the implementation of policies or business practices.
- **Natural Resources:** Raw materials and components found in nature that humanity uses for various purposes, such as energy production, construction, and manufacturing. Responsible management is essential for sustainability.
- **Ecosystem:** A community of living organisms interacting with their physical environment.
- **Resilience:** The ability of an ecosystem to withstand changes and maintain stability, often linked to diversity.

12.8 Self-Assessment Questions

1. Understanding Global Warming's Impact: How does global warming affect our environment, such as corals, fish, plants, and trees? Can you explain these impacts using simple analogies, like how you would describe a complex play to a friend?
2. Connection between Global Warming and Resource Depletion: How are global warming and resource depletion (specifically in fuel and water) interconnected? Think of it as puzzle pieces; how do they combine to create

the larger picture of environmental challenges?

3. **Personal Role in Addressing Global Warming:** Imagine you are a director in the play of ecological balance. What actions can you personally take to mitigate the effects of global warming and resource depletion? How can you contribute to the restoration of this delicate interplay?

12.9 Case study

Title: The Great Barrier Reef: A Case Study on Coral Bleaching and Climate Change

Introduction: The Great Barrier Reef, located off Queensland, Australia, is one of the world's most iconic coral reef systems. Spanning over 2,300 kilo meters, it's home to abundant marine life. However, it's under threat from a phenomenon known as coral bleaching, driven by global warming. This case study explores the situation, the underlying causes, and the potential solutions.

Background: Coral bleaching at the Great Barrier Reef has been recorded with increasing frequency and severity. Between 2014 and 2017, the reef experienced unprecedented back-to-back bleaching events. The primary cause is the rise in sea temperatures due to global warming. Other contributing factors include pollution and overfishing.

12.10 References

1. "The Sixth Extinction: An Unnatural History" by Elizabeth Kolbert
2. "This Changes Everything: Capitalism vs The Climate" by Naomi Klein
3. "Water: The Epic Struggle for Wealth, Power, and Civilization" by Steven Solomon.

Unit: 13

Resource Conservation

Learning Objectives:

1. Understand the concept of renewable energy and its importance.
2. Explore different types of renewable energy sources.
3. Recognize the impact of renewable energy on the environment, economy, and society.
4. Learn about alternative production, distribution, consumption, and disposal methods.
5. Identify ways to implement renewable energy and sustainable practices in the community.

Structure:

13.1 Introduction: Scientific Solutions

13.2 Conservation

13.3 Alternative Methods for Production/Distribution/Consumption/Disposal

13.4 Alternative Resources

13.5 Summary

13.6 Keywords

13.7 Self-Assessment Questions

13.8 Case Study

13.9 References

13.1 Introduction: Scientific Solutions

Scientific Solutions refer to systematically applying scientific principles, techniques, and methods to address and solve complex issues related to conservation, energy efficiency, sustainable practices, and alternative production, distribution, consumption, and disposal methods. These solutions use renewable energy sources such as solar, wind, hydroelectric, and biomass. They also encompass innovative and sustainable practices like recycling, energy-efficient appliances, and waste management to create a more environmentally responsible and sustainable future. Scientific solutions aim to ensure the careful management of the Earth's resources to create a more sustainable and balanced relationship between human needs and the planet's ecosystem.

13.2 Conservation: Sharing What We Have

Imagine our world as a big, cosy house where we all live. Like in our homes, we need to take care of this big house to ensure it stays nice and comfortable for everyone. Here's how we'll learn to do that.

Think of conservation as sharing a box of crayons with your friends. If everyone uses them carefully, there will be enough to enjoy. Protection means not wasting water, energy, or food, such as turning off the tap while brushing your teeth or switching off the lights when you leave the room.

13.2.1 Alternative Methods: Finding New Ways to Do Things

Imagine if you could cook your favorite meal using sunlight! This part of the module is about finding new, clever ways to make things, move them around, use them, and even throw them away. It's like learning to build a castle with wooden blocks instead of plastic ones. We'll explore using bikes instead of cars or reusable bags instead of plastic ones.

13.2.2 Alternative Resources: Using New Stuff to Power Our Lives

How can you make music by blowing into a bottle or tapping on a pot? Alternative resources are like finding new ways to produce energy (what powers our lights and gadgets) without using up everything we have. For example, we can use the sun, wind, or water to create energy instead of using things like coal or oil that can run out.

13.2.3 Our Exciting Journey

This module is like going on a treasure hunt to find new and fun ways to care for our big house, Earth. We'll learn how to share, find new ways to do things, and discover how to power our lives without using all our treasures.

So grab your explorer's hat, and let's start this thrilling adventure into the world of scientific solutions! It will be much fun, and we'll make sure our big house stays a happy home for everyone, now and in the future.

13.3 Alternative Methods for Production /Distribution/ Consumption/ Disposal

13.3.1 Alternative Methods for Production

Producing things is like baking a cake, but alternative methods are like using healthier and eco-friendly ingredients. It's about finding new ways to make things kinder in our world .

I. 3D Printing: This technology prints objects layer by layer from a computer model, using only the material needed.

Example: Imagine printing a toy car with no leftover plastic bits. It's like crafting a puzzle with precisely the correct number of pieces!

II. Growing Food Locally: This is about growing food near where it's eaten, making it fresher, and reducing transport.

Example: Think of a city garden growing tomatoes; it's like picking a fresh apple from your tree instead of buying one that travelled hundreds of miles.

III. Using Recycled Materials: Creating new products from old ones, like art from magazines.

Example: Companies can make benches from recycled plastic bottles. Imagine turning your old water bottles into a park bench!

IV. New Types of Sustainable Farming: Farming that takes care of the land, like treating a garden with love.

Example of Sustainable Farming:

Auroville, India:

A community focused on sustainable living and farming. Think of it as a big family that grows food, takes care of the land, and shares with others.

Perm culture is like designing a garden that takes care of itself, with plants that help each other grow. It's like planting carrots next to tomatoes because they make good "plant friends."

Aquaponics: Imagine fish and plants growing together in harmony. The fish waste helps the plants, and the plants clean the water for the fish. It's like having a pet that helps with your homework!

Urban Farming: Cities with gardens on rooftops or in empty lots. It's like turning a dull concrete playground into a green paradise where food grows.

Vertical Farming: Growing crops in tall indoor racks. Think of a bookshelf, but it holds fresh lettuce and herbs instead of books!

Thus, alternative production methods are like finding new ways to play our favorite games. They make life more fun and also look after our Earth. From 3D Printing to Auroville's example of community-driven farming, we can learn much about creating things responsibly and imaginatively. It's like cooking with your best friends, using fresh ingredients from your garden, and inventing new recipes together. What exciting ideas can we cook up next? I would like you to dive deep and search on the internet more about this topic.

13.3.2 Alternative Methods for Distribution

Now let us explore the alternate distribution methods. Indeed, distribution might sound like a complicated word, but it's just like handing out invitations to a party. The usual way might be to post them, but what if we could do it more intelligently, quicker, and with less waste? Let's explore some clever ways to do just that.

i. Online Delivery Tracking:

What It Is: Imagine a treasure map for your online purchases. It helps the delivery vehicles plan their journey and save fuel.

Example: Just like tracking your progress in a video game, this tool shows where your new book or toy is on its journey to your house. It helps the drivers find the fastest and most fuel-efficient path.

ii. Bike Courier sin Cities:

What It Is: Picture your older sibling riding a bike to deliver a package. It's faster in traffic and much cleaner for the air.

Example: Imagine getting a special birthday present delivered by bike to your door, with no noisy lorries or vans.

III. Farmers' Markets:

What It Is: It's like a fun, friendly market where farmers sell their food directly to you.

Example: Imagine going to a big picnic where all your neighbors bring fresh fruits, vegetables, and homemade jams, and you can buy them right there.

IV. Using Electric Vans for Delivery:

What It Is: Think of a delivery van, but it runs on batteries like your remote control car.

Example: It's like sending a package to your friend and knowing that the van didn't puff out any smelly smoke on the way.

V. Shared Delivery Services:

What It Is: Imagine if all the shops in town got together to deliver their packages in one big friendly van.

Example: It's like when you and your friends all chip in to buy a significant gift. It's more efficient, and every one shares the fun!

VI. Digital Downloads:

What It Is: Instead of buying a CD or DVD, you can get your music or movies online.

Example: Think of your favorite cartoons; now, you can watch them anytime on your tablet without needing a physical disk.

VII. Community Supported Agriculture (CSA):

What It Is: Local farmers deliver fresh produce to your neighborhood.

Example: It's like having a farmer for a friend who brings you the freshest strawberries and sweet corn each week from the field.

So, next time you think about how things get from one place to another, remember these cool, clever ways to distribute them. From bikes to electric vans to your neighborhood market, distribution can be exciting and good for the planet. It's like planning the best party ever, with the most exciting invitations, and ensuring everyone gets one in the best way possible. What other great ideas can you think of for distributing things? Make a group, discuss your thoughts, and present them to your teacher. This brainstorming session will help you widen your knowledge horizon.

13.3.3 Alternative Methods for Consumption

You know how sometimes we have a big toy box but only play with a few toys? Consumption is a bit like that; it's how we use things. Just like we sometimes for get about some toys, we only occasionally use everything in the best way possible.

Let's explore some clever ways to use things more wisely.

Energy-Efficient Appliances:

What It Is: Imagine machines that do their jobs but use less power, like a superhero that never gets tired!

Example: Think of a dishwasher that uses just the right amount of water. It's like having a rain shower that knows precisely how much rain the flowers need.

I. Buying Second-hand:

What It Is: This is like swapping toys with friends. You get something "new to you" without buying brand new.

Example: Imagine getting a bicycle that someone else outgrew. It's like passing on a favorite book to a friend after reading it.

II. Sharing Instead of Owning:

What It Is: Think of a library for tools or toys where everyone can borrow what they need.

Example:

It's like a community garden where everyone can plant and share the harvest. You get to enjoy fresh vegetables without having your garden.

III. Using Reusable Items:

What It Is: Imagine using the same lunchbox daily instead of throwing away a plastic bag.

Example: Think of your water bottle that you fill up repeatedly. It's like having a magic glass that never runs out of juice

13.3.4 Alternative Methods for Disposal

I. Recycling:

Plastics: Separating and recycling plastics to be remolded into new products reduces landfill waste.

Paper: Recycling paper helps conserve trees and reduce landfill usage.

Metals: Aluminum and steel can be recycled infinitely without losing quality, conserving natural resources.

II. Composting:

Food Waste: Composting food scraps turns waste into nutrient-rich soil, supporting gardening and agriculture.

Yard Waste: Leaves, grass clippings, and other yard waste can be composted to reduce waste and enhance soil.

III. Hazardous Waste Disposal:

Electronic Waste: E- Waste can be responsibly handled by specialized facilities to recover valuable metals and safely dispose of toxic components.

Chemicals: Proper disposal of household chemicals through designated collection centers prevents water and soil contamination.

IV. Reuse and Up cycling:

Furniture: Old furniture can be refurbished or upcycled into new items rather than thrown away.

Clothing: Donating or repurposing old clothing helps reduce textile waste in landfills.

V. Anaerobic Digestion:

Agricultural Waste: Anaerobic digestion can convert waste like manure into biogas, a renewable energy source.

VI. Incineration with Energy Recovery:

Non-Recyclable Waste: Incinerating waste in modern facilities with energy recovery can generate electricity and reduce landfill volume.

VII. Construction and Demolition Waste Recycling:

Building Materials: Recycling concrete, bricks, and other materials help conserve natural resources and reduce construction waste.

VIII. Water Treatment and Reuse:

Grey water Recycling: Treating and reusing grey water for landscape irrigation or flushing toilets can conserve freshwater resources.

IX. Zero Waste Initiatives:

Waste Minimization: Encouraging practices like using reusable containers and purchasing products with minimal packaging can significantly reduce waste needing disposal.

X. Specialized Collection Services:

Batteries, Light Bulbs, and More: Providing particular collection points for items that require unique handling ensure they are disposed of or recycled correctly. By focusing on these alternative disposal methods, societies can reduce the environmental impact, conserve resources, and contribute to a sustainable future. These methods are becoming increasingly vital as the world seeks to balance consumption with environmental stewardship.

13.4 Alternative Resources

I. Solar Power: This harnesses sunlight to generate electricity using solar panels. It's a clean, renewable energy source that doesn't produce harmful emissions.

II. Wind Energy: Wind turbines capture the energy from the wind to produce electricity. It's another renewable energy source that doesn't deplete natural resources or release harmful pollutants.

III. Hydroelectric Power: Using water flow, typically in rivers or large streams, generates power. Dams can be constructed to control water flow and create energy, providing a renewable source of electricity.

IV. Biomass Energy: Derived from organic materials like plants, wood, and even waste, biomass can be burned to create energy or converted into biofuels. This method helps reduce waste and uses renewable materials.

V. Tidal Energy: This renewable energy source can produce power by capturing the energy from ocean tides. It takes advantage of the natural ebb and flow of the ocean's waves.

VI. Geothermal Energy: This taps into the Earth's internal heat, typically Near volcanic areas, to generate electricity or provide direct heating. It's a reliable and sustainable energy source.

VII. Recycled Building Materials: Reusing materials in construction projects is an alternative method that reduces waste and promotes sustainability. It involves repurposing items like wood, metal, glass, and concrete.

VIII. Electric Vehicles: These vehicles run on electric power rather than fossil fuels. They are considered an alternative resource as they reduce dependency on traditional fuel sources, lower emissions, and support cleaner transportation.

IX. Sustainable Farming Practices: Including Organic farming, crop rotation, and perm culture, these methods seek to reduce the environmental impact of agriculture. They avoid synthetic chemicals and encourage biodiversity.

X. Rainwater Harvesting: Collecting and storing rainwater reduces reliance on traditional water supply systems. When adequately treated, this alternative resource can be used for irrigation, cleaning, and drinking.

13.5 Summary

- Renewable energy and sustainable practices are vital for our future. They offer environmentally friendly alternatives to traditional energy sources.
- Implementing these practices can positively impact the environment, economy, public health, and energy accessibility.
- We can work towards a greener and more sustainable world by embracing renewable energy and sustainable production, distribution, consumption, and disposal methods.

13.6 Keywords

- **Composting:** Turning organic waste, such as food and yard scraps, into nutrient-rich soil.
- **Anaerobic Digestion:** A method of breaking down waste without oxygen to produce biogas.
- **Upcycling:** The practice of taking old or discarded materials and transforming them into something new and valuable.
- **Greywater Recycling:** The treatment and reuse of lightly used water from baths, sinks, washing machines, and other sources for non-drinking purposes.
- **Incineration with Energy Recovery:** The process of burning waste at high temperatures to reduce its volume and recover energy, often in electricity or heat.

13.7 Self-Assessment Questions

1. Understanding Global Warming's Impact: How does global warming affect our environment, such as corals, fish, plants, and trees?
2. Can you explain these impacts using simple analogies, like how you would describe a complex play to a friend?
3. The connection between Global Warming and Resource Depletion: How are global warming and resource depletion (specifically in fuel and water) interconnected?
4. Think of it as puzzle pieces; how do they combine to create the larger picture of environmental challenges?
5. Personal Role in Addressing Global Warming: Imagine you are a director in the play of ecological balance. What actions can you personally take to mitigate the effects of global warming and resource depletion? How can you contribute to the restoration of this delicate interplay?

13.8 Case study

Title: Shining Success: The Solar Power Revolution in Gujarat, India

Introduction: The worldwide push towards renewable energy has led to various nations implementing forward-thinking energy policies. In India, Gujarat has emerged as a leader in harnessing solar energy, transforming its energy landscape and setting an example for others. This case study examines the factors contributing to Gujarat's solar success, its impact on the environment and economy, and what lessons can be learned from this transformative experience.

Background: Gujarat, located on the western coast of India, enjoys abundant sunlight throughout the year. In 2009, the state's government launched the 'Gujarat Solar Park', one of Asia's most significant solar power projects. With an ambitious goal to produce 1,000 MW of solar power, it aimed to reduce dependency on non-renewable energy sources and create sustainable growth.

Questions to Consider:

1. What critical success factors led to the Gujarat Solar Park's accomplishment?
2. How did Gujarat overcome land acquisition, financing, and technological limitations?
3. What has been the social, economic, and environmental impact of this large-scale adoption of solar energy?

Recommendations:

1. **Policy Alignment:** Strong governmental support, clear policies, and incentives were crucial in attracting investment. Other regions can emulate similar support to promote renewable energy projects.
2. **Technological Innovation:** Collaboration with international technology providers and continuous innovation was essential to the success of this project. Other areas looking to replicate this success should consider investing in research and technological advancement.
3. **Community Engagement:** Gujarat's government engaged local communities in the project, providing employment and training. Such an inclusive approach can help garner support for renewable energy initiatives elsewhere.
4. **Environmental Consideration:** The shift to solar energy helped reduce CO₂ emissions, setting an example of how renewable energy can combat climate change. Emphasizing environmental benefits can be a compelling argument for renewable energy adoption globally.

Conclusion:

Gujarat's Solar Park is a shining example of how political will, technological innovation, community engagement, and a focus on sustainability can create a thriving renewable energy ecosystem. Its achievements inspire and are a practical model for other regions and nations looking to transition to cleaner, renewable energy sources. This case study celebrates Gujarat's success and urges policymakers, technologists, and communities to work harmoniously towards a sustainable future. By understanding the lessons from Gujarat's success, we can see a pathway to a brighter, more sustainable future in India and worldwide. Like the sun's rays that touch every corner of our planet, the impact of Gujarat's solar revolution extends beyond its borders, illuminating a path that others can follow.

13.9 References

1. "Solar Energy: The Physics and Engineering of Photovoltaic Conversion, Technologies and Systems" by Olindo Isabella, Klaus Jäger, Arno Smets, René van Swaaij, and Miro Zeman
2. "Renewable Energy: Power for a Sustainable Future", edited by Godfrey Boyle
3. "Sustainable Energy – Without the Hot Air" by David J. C. MacKay

UNIT : 14

Disaster Management

Learning Objectives:

1. Understanding different types of disasters
2. Familiarity with major global disasters
3. Grasping the significance of studying disaster management
4. Acquiring tools to empower oneself and the community

Structure:

- 14.1 Introduction: Disaster Management
- 14.2 Types of Disasters: Natural Disasters & Man-made Disasters
- 14.3 Studying critical Disasters across the globe
- 14.4 Major Examples in Human History
- 14.5 The Importance of Disaster Management
- 14.6 Empowering Ourselves and Our Communities (Training, Awareness & Projects)
- 14.7 Summary
- 14.8 Keywords
- 14.9 Self-Assessment Questions
- 14.10 Case Study
- 14.11 References

14.1 Introduction: Disaster Management

Have you ever considered what happens when a flood hits a city or how people manage when a sudden earthquake shakes their homes? These unexpected events can be terrifying, but there's something called Disaster Management that helps people get through them.

So, what are we going to learn in this book? Let's break it down:

What Are Disasters? First, we'll know what a disaster is whether it's something natural like a hurricane or something caused by people, like a big accident at a factory. We'll look at different types and how they happen.

Famous Disasters from History: Next, we'll look at some well-known disasters that have happened in the past. This will help us understand what went wrong and could have been done better.

How to Be Ready and build skills for handling disaster: Being ready for a disaster means knowing what to do if something terrible happens. We'll learn about training and how to make people aware of what they should do in an emergency

Learning from India:

We will focus on some specific examples from India, such as the 26/11 attacks and Mumbai floods, and see how the country managed these situations. Why It's Important: Lastly, we'll talk about why learning about disaster management is essential. It's not just about being safe; it's about helping each other and knowing how to rebuild after something terrible happens.

Think of it this way:

Imagine you're building a giant tower with blocks, and suddenly someone bumps the table, and the blocks fall. Disaster Management is like knowing how to build a tower so it won't fall quickly; if it fails, learning how to put it back together again. As a student, knowing disaster management skills is an additional skill that could prove valuable in the future. It's always better to be prepared for any unforeseen events, and having the ability to handle any situation can give you a sense of security and peace of mind. With the proper training and knowledge, you can better handle emergencies and protect yourself and your loved ones. If you can learn about disaster management, it

could be a wise investment of your time and effort.

14.2 Types of Disasters: Natural Disasters & Man-made Disasters

14.2.1 Natural Disasters

Natural disasters are catastrophic events that occur naturally and can cause harm to human lives, property, and the environment. Examples of natural disasters include earthquakes, hurricanes, floods, tornadoes, wildfires, and volcanic eruptions.

Understanding the risks associated with natural disasters and being prepared to respond appropriately during a disaster is essential. Let us look into the types of natural disasters.

a. Earthquake

I. An earthquake is a natural disaster when the Earth's crust shakes and moves. This can happen when the tectonic plates that make up the Earth's surface rub against or slip past one another. Earthquakes can range in severity from minor tremors to major quakes that can cause significant damage and loss of life. They can also trigger other disasters like landslides, tsunamis, and volcanic eruptions. It's essential to be prepared for earthquakes by knowing what to do during and after one occurs.

II. Below are examples of some major earthquakes.

Gujarat Earthquake (2001): Measuring 7.7 on the Richter scale, this devastating earthquake struck the western state of Gujarat on January 26, 2001. It resulted in over 20,000 deaths and immense property damage, making it one of the deadliest earthquakes in India's history.

Kangra Earthquake (1905): This earthquake hit the Kangra region in Himachal Pradesh with a magnitude of 7.8.

It caused extensive damage to buildings and resulted in the loss of more than 20,000 lives.

Latur Earthquake (1993): The Latur earthquake in Maharashtra had a magnitude of 6.2. It struck in the early morning hours, leaving more than 10,000 people dead and many more injured.

Bihar-Nepal Earthquake (1934): With a magnitude of 8.1, this significant earthquake affected both Bihar in India and parts of Nepal. It caused extensive

damage and resulted in more than 10,000 fatalities.

Sikkim Earthquake (2011): This earthquake was 6.9 in the north-eastern state of Sikkim. It led to over 100 deaths and caused significant regional structural damage.

Assam Earthquake (1950): This earthquake, magnitude 8.6, is one of the largest recorded in the Indian subcontinent. It struck Assam and Tibet and led to massive destruction and loss of life.

Uttarkashi Earthquake (1991): This earthquake, magnitude 8.6, is one of the largest recorded in the Indian subcontinent.

It struck Assam and Tibet and led to massive destruction and loss of life.

b. Hurricanes

Also known as typhoons or cyclones, depending on their location, hurricanes are violent storms that can destroy with heavy rain, strong winds, and flooding. Hurricane Katrina in 2005 is an infamous example in the United States.

Referred to as cyclones in the Indian context, they are powerful and destructive natural phenomena. Here are two significant examples of storms that have affected India:

Cyclone Amphan (2020): One of the strongest tropical cyclones ever recorded in the Bay of Bengal, Cyclone Amphan landed in West Bengal in May 2020.

With wind speeds of up to 165 km/h, it caused widespread destruction, affecting millions of people and causing extensive damage to infrastructure, agriculture, and the environment. Over 80 lives were lost in India, and the economic loss was estimated in the billions of dollars.

Cyclone Fani (2019): Striking the eastern coast of India, Cyclone Fani hit the state of Odisha in May 2019 with wind speeds exceeding 200 km/h.

It resulted in significant property damage, disruption to essential services, and the loss of dozens of lives. The preparedness and evacuation efforts by the state government were widely praised, helping to minimize the human toll of this devastating event.

c. Floods

Often resulting from heavy rainfall, melting snow, or dam failure, floods can submerge land and cause significant damage to homes and agriculture.

The 2010 Pakistan floods affected over 20 million people.

Kerala Floods (2018): The southern state of Kerala faced unprecedented floods in August 2018 due to unusually high rainfall during the monsoon season. Over 400 people died, and thousands of homes and vast agricultural land were destroyed. The floods caused massive displacement, and the recovery and rebuilding process was long and arduous.

Assam Floods (2020): Assam is a state that faces frequent flooding, and the situation in 2020 was particularly severe. Prolonged and heavy monsoon rains caused the Brahmaputra River to overflow its banks, inundating thousands of villages, affecting millions of people, and claiming over 100 lives. The floods also devastated wildlife, particularly in the Kaziranga National Park, where many animals were displaced or perished.

d. Droughts

These prolonged periods of below-average rainfall can lead to water shortages, crop failure, and other environmental issues. The recent droughts in California highlight the far-reaching impacts of this phenomenon..

Maharashtra Drought (2015-2016): This drought affected several districts in Maharashtra, especially in the Marathwada and Vidarbha regions. It led to severe water scarcity, with some areas relying on water tankers for daily needs. The drought caused significant damage to agriculture, with many farmers facing financial ruin. The situation led to widespread distress and a renewed focus on water conservation efforts in the state.

Bundelkhand Drought (2003-2010): The region of Bundelkhand, which spans parts of Uttar Pradesh and Madhya Pradesh, faced a prolonged drought that lasted several years. This drought affected both water supply and agriculture, leading to the migration of many people in search of work and sustenance. The effects of the drought were compounded by underlying issues of poverty and lack of infrastructure, leading to a complex and multifaceted crisis.

e. Volcanic Eruptions

The explosive release of magma from a volcano can result in loss of life, destruction of property, and environmental changes. The eruption of Mount St. Helens in 1980 remains a well-studied example.

Mount Pinatubo (1991), Philippines: One of the most significant volcanic eruptions of the 20th century, Mount Pinatubo's explosion led to the loss of over 800 lives and caused extensive damage to agriculture, infrastructure, and homes. The eruption also had global climatic effects, leading to a temporary drop in global temperatures.

Eyjafjallajökull (2010), Iceland: This volcanic eruption caused enormous disruption to air travel across Europe, affecting millions of travellers. Though there was no significant loss of life, the economic impact was substantial, and the event highlighted the interconnected nature of our world and the potential broader effects of natural disasters.

14.2.2 Manmade Disasters

Man-made disasters are events or situations caused by human actions, intentionally or unintentionally. These disasters can take many forms, including environmental, technological, and social. Examples of artificial disasters include oil spills, nuclear accidents, industrial accidents, and civil unrest. These disasters can devastate individuals, communities, and the environment. It is essential to prevent artificial disasters whenever possible, including implementing safety regulations and developing emergency response plans.

Human actions and negligence cause artificial or anthropogenic disasters. Let us look into a few examples.

Nuclear Explosions:

Faulty nuclear reactors or atomic weapon detonations can have long-lasting environmental effects, such as the Chernobyl disaster of 1986.

Acts of Terrorism:

Exploring natural and artificial disasters provides a nuanced understanding of their causes, effects, and prevention strategies. This foundational knowledge allows us to appreciate the delicate balance of our environment and the importance of responsible stewardship to safeguard our planet and ourselves. Studying specific disasters offers essential insights into how various factors interplay to cause widespread destruction.

While it's important to remain optimistic and hope for the best, preparing for the worst is equally essential. Life is unpredictable, and we never know when we might face natural or artificial calamities. Therefore, it's crucial to have a plan in place and be ready to handle any situation that comes our way. By being proactive and preparing for the worst, we can minimize the impact of any unforeseen events and keep ourselves and our loved ones safe.

14.2.3 Studying Important Disasters across the Globe and Major Examples in Human History

The Great Flood of 1953 in the United Kingdom

The cause of the devastating flood on January 31, 1953, was a powerful combination of a high spring tide and a severe European windstorm that caused the North Sea to surge. Originating from a deep depression near Scotland, the storm traveled southward, affecting multiple countries.

The impact in the United Kingdom was catastrophic, with over 300 people losing their lives and thousands left homeless. Coastal towns in England suffered extensive damage, with over 24,000 houses affected.

In response to the tragedy, there was a comprehensive review of the UK's coastal defenses. The Thames Barrier, completed in 1982, directly resulted from the lessons learned. Analyzing this event, we understand the importance of meteorological monitoring, early warning systems, and robust coastal defense mechanisms in mitigating the impact of such disasters.

The Chernobyl Disaster of 1986

Cause: On April 26 1986, a catastrophic explosion occurred at the Chernobyl Nuclear Power Plant in Pripyat, Ukraine. During a late-night safety test, there was The catastrophic explosion at the Chernobyl Nuclear Power Plant on April 26, 1986, resulted from a sudden power output surge during a safety test. When an emergency shutdown was attempted, a more significant surge occurred, leading to a reactor vessel rupture and a series of explosions. This incident is considered the most disastrous nuclear power plant accident in history. Immediate deaths included two plant workers, while thousands more suffered long-term health effects, including cancer. The environmental damage extended across Europe, with radioactive contamination detected in several countries.

In response to the disaster, over 100,000 people were evacuated from the affected areas, and a sarcophagus was built to contain the reactor's remains. The Chernobyl disaster prompted a reevaluation of nuclear safety and protocols worldwide, guiding international policies on nuclear energy safety and emergency preparedness.

These case studies highlight the multifaceted nature of disasters and emphasize the importance of understanding their underlying causes and effects. By examining historical events like the Great Flood of 1953 and the Chernobyl Disaster, we can better appreciate the complex interplay of natural and human factors. This understanding enables us to develop strategies to mitigate future disasters and fosters a greater appreciation of our responsibilities in natural and built environments.

26/11 Terrorist Attacks in Mumbai (2008)

Incident The 26/11 attacks began on the evening of November 26, 2008, when ten members of Lashkar-e-Taiba, an Islamist extremist group, initiated a series of coordinated shootings and bombings across Mumbai. Iconic locations such as the Taj Mahal Palace Hotel, Chhatrapati Shivaji Terminus, and Oberoi Trident were targeted.

The attacks lasted four days, resulting in the deaths of 166 people and injuries to over 300 others. The event left an indelible mark on India and the world.

Response and Management: India's response involved a joint operation by The police, National Security Guards (NSG), and the Indian Army. The immediate focus was on rescuing hostages and neutralizing the attackers.

Lessons Learned: The 26/11 attacks prompted a complete overhaul of India's

counter-terrorism preparedness and response mechanisms. Upgraded intelligence coordination, better-equipped security forces, and enhanced international cooperation are some of the critical developments post-26/11.

Mumbai Floods (Especially 2005 and Subsequent Flooding Events)

Incident: Mumbai has witnessed several severe flooding events, with the one in July 2005 being particularly catastrophic. Exceptional rainfall (944 mm in 24 hours) led to widespread flooding, affecting large parts of the city.

Impact: The 2005 floods caused over 1,000 deaths and massive property damage. Subsequent flooding events have also disrupted everyday life, showcasing the city's vulnerability to extreme weather events.

Response and Management: In the immediate aftermath of the 2005 floods, rescue and relief operations were conducted by the government, NGOs, and local communities. Measures were taken to provide the affected people with shelter, food, and medical care.

Lessons Learned: The Mumbai floods have led to an ongoing effort to improve the city's drainage system, enhance weather forecasting accuracy, and develop urban planning strategies considering flood risk. Efforts like the Brimstowad (Brihanmumbai Storm Water Drain) project aim to mitigate future flooding.

The 26/11 attacks and the Mumbai floods illustrate the complexity of managing disasters. While one was a harrowing act of human malice and the other a natural calamity, the responses to both required coordinated efforts, agility, compassion, and learning from the experiences to improve future preparedness.

Through the detailed study of these events, we gain insights into disaster management's multifaceted nature, emphasizing the need for comprehensive planning, rapid response, resilience, and continual learning. The stories of human endurance, community spirit, and institutional agility that emerged from these incidents also offer valuable lessons for us in disaster management and the broader spectrum of human society.

14.3 The Importance of Disaster Management

Imagine you're at home, and suddenly, you hear on the news that a massive storm is approaching your city. What's your first thought? Maybe, "Are we safe?" or "What should we do?" These concerns lie at the heart of disaster management. Disaster management is all about preparing for, responding to, and recovering from events that

can disrupt our daily lives, damage our homes, or even endanger our loved ones. Now, let's dive deeper into why it's so crucial.

a) Protection of Human Lives

First and foremost, the main goal of disaster management is to save lives. By having plans, we can ensure people know where to go, what to do, and how to stay safe when disasters strike. For instance, having a well-executed evacuation plan can mean the difference between life and death in a flood.

b) Reducing Economic Impact

Imagine a scenario where a town doesn't prepare for a known flood risk. One day, heavy rains come, and the city is submerged. Homes get destroyed, and businesses are affected, leading to job losses and economic downturns. On the other hand, with proper disaster management, towns can build flood barriers or improve drainage systems, preventing such severe financial setbacks.

c) Preservation of the Environment

Many natural disasters can lead to environmental damage. Oil spills, for example, can occur due to cyclones disrupting offshore drilling stations. We can limit the environmental harm such incidents cause through proper planning and responsive measures.

d) Strengthening Community Bonds

Disasters, while challenging, often bring communities together. Collaborative preparation and response activities foster a sense of unity and mutual aid. People look out for each other, share resources, and work together to rebuild.

e) Enhancing Resilience

Resilience is our ability to bounce back after adversity. Through effective disaster management, communities learn to endure disasters and emerge more vital, informed, and better equipped for future challenges. Disaster management isn't just about responding to catastrophic events and building a proactive, resilient, and cohesive society. It's about foresight and preparation, ensuring that we, as a community, can weather any storm that comes our way. Now, as we delve deeper into this topic, remember that it's not just the job of officials or experts. Each of us has a role to play, and by understanding the importance of disaster management, we take the first step in becoming guardians of our safety and that of our community.

f) Empowering Ourselves and Our Communities

We all know that disasters can be frightening and overwhelming. Still, with the proper knowledge and preparation, we can all be better prepared to handle them. By learning about disasters and how they work, we can prepare for them. This means knowing what to do before, during, and after a disaster to stay safe and help others.

Activities to Try:

Research a Disaster: Choose a disaster, like a hurricane or a fire, and discover what causes it, what happens during it, and what people can do to stay safe.

Make a Safety Plan: Think about what you would do if a disaster happened where you live. Write down a plan that includes where you will go and what you will take with you.

The following section is about empowering ourselves and our communities to respond effectively to disasters.

14.6.1 Training

Training is where theory meets practice. Knowing about disasters is not enough; we must prepare ourselves to act. **Emergency Response Training:** Learn how to save lives, administer first aid, and manage crises. Various organizations and government bodies offer training programs that equip individuals with the skills to respond effectively during emergencies.

Risk Reduction Training: Understand how to assess and mitigate risks. This involves everything from structural assessments of buildings to planning evacuation routes.

Community Engagement Training: This training helps you work with communities, identifying their needs and developing strategies to build resilience and awareness.

Building Skills to Respond to Disasters: Now that we know what disasters are and why they're essential, let's learn how to respond.

Knowing the Risks : Different places have different risks. For example, some have a high risk of floods, while others are more likely to have earthquakes. Knowing what could happen where you live helps you be ready.

Making a Plan: A good disaster plan includes:

Where to Go: Know where to go if you need to leave home.

What to Take: Have a bag ready with food, water, clothes, and medicine.

Whom to Call: Know whom to call for help, like family, friends, or emergency services.

Helping Others: We can all help each other in a disaster. This might be helping a neighbor who needs assistance or working with a community group.

Activities to Try:

Make an Emergency Kit: Put together a bag with things you would need if you had to leave your home quickly.

Practice a Drill: Practice what you would do with your family or friends if a disaster happened. This could be a fire drill or a plan for what to do in an earthquake.

14.6.2 Awareness Programmes

Awareness is the cornerstone of prevention. Educating ourselves and others can reduce risk and increase preparedness.

1. **Community Workshops:** These workshops can cover essential topics such as early warning signs, evacuation procedures, and basic first aid.
2. **School Programmes:** Introducing disaster awareness at a young age fosters a culture of preparedness. Lessons, drills, and interactive sessions can make this education engaging and effective.
3. **Media Campaigns:** Utilising newspapers, television, social media, and other platforms can help spread essential information to the broader public.
4. **Taking Action and Building Confidence:** Taking action is the last step in learning about disasters. This means using what you've learned to make yourself and your community safer.
5. **Join a Group or Take a Class:** Some groups in your community work on disaster preparedness or classes you can take to learn more. This can be a great way to learn and meet people who care about the same things.
6. **Share What You Know:** You can help others by sharing what you've learned. This might be talking to your family about your disaster plan or teaching a friend how to make an emergency kit.

Activities to Try:

Teach Someone Else: Find a friend or family member and teach them something you've learned about disasters.

Volunteer: Look for ways to help in your community, like joining a group that helps with disaster planning or helping at a local shelter.

Remember, learning about disasters isn't just about being scared or worried. It's about being intelligent, ready, and able to help others. Keep learning; keep practicing, and know you 'rebuilding skills to make a difference.

14.6.3 Project son Disaster Management

The real-world application of what we've learned is the ultimate test of our understanding.

- a) **Community Preparedness Projects:** Collaborate with local authorities to develop and implement community-specific disaster management plans.
- b) Technology-driven
- c) Solutions: Create or participate in projects that leverage technology, like mobile apps for early warning or drones for damage assessment.
- d) **Collaborative Research:** Work with academics, NGOs, and other stake holder's on research projects that contribute to the body of knowledge in disaster management.
- e) **Workshops and Training Sessions:** Take part in practical workshops taught by professionals on subjects like CPR, using fire extinguishers, or constructing emergency shelters.
- f) **Community Interaction:** Visit local communities to understand their unique risks and disaster preparedness measures, fostering a sense of empathy and community connection.

These activities create a comprehensive approach to understanding, preparing for, and managing disasters. Engaging in hands-on training, raising awareness in our communities, and actively participating in projects allow us to make a tangible difference in our world..

Remember, managing and mitigating disasters doesn't solely lie with the government or specialised agencies; it begins with us. We become valuable assets in our community's fight against disasters by acquiring knowledge and skills.

So, let's apply what we've learned, not just in exams but in our lives. It's expected that this detailed exploration provides a comprehensive view of how we can move from understanding disasters to actively managing and mitigating them.

Let's be the agents of change, the bearers of knowledge, and the guardians of our community. Our learning journey doesn't end here; it's merely the beginning.

One of the most exciting and rewarding ways to truly understand and apply disaster management principles is through hands-on experience.

Come together to organise a Disaster Management Camp, a unique, real-world simulation designed to equip you with essential skills and insights. Here's how we can make it happen:

I. Pre-Camp Planning: Identify Objectives: Determine the specific skills and knowledge you wish to gain, such as first aid, fire safety, emergency evacuation, or community engagement.

Engage Experts: Invite professionals in disaster management, emergency services, or local government to provide training and guidance..

Collaborate with Teachers: Your teachers will be crucial in organizing and overseeing the camp, ensuring educational goals align with safety and logistical considerations.

II. Camp Activities: Emergency Simulation Exercises: Engage in real-time simulations of disaster scenarios such as earthquakes, floods, or fires. Practice evacuations, rescues, and first aid under the watchful eyes of experts.

Reflection and Application:

a. Group Discussions: Reflect on the experiences, share insights, and discuss how to apply what you've learned in your community.

b. Project Development: Collaborate with your classmates and teachers to develop a community project based on your camp experience, such as creating disaster preparedness brochures or developing an early warning system for your school.

c. Evaluation: Have debriefing session with your teachers and experts to evaluate the camp's success, lessons learned, and potential improvements for future centres. The Disaster Management Camp is more than just an educational activity; it's an opportunity to immerse you in the realities of disaster preparedness and response. It encourages teamwork, critical thinking, and empathy and, most importantly, empowers you to make a positive difference in your community.

14.7 Summary

- A disaster happens suddenly and causes a lot of damage or difficulty. It can be a natural event, like an earthquake or flood, or something caused by people, like a fire in a building.
- Knowing about disasters and how they work, we can prepare for them. This means knowing what to do before, during, and after a disaster to stay safe and help others.
- Learning about disasters is not just about being scared or worried. It is about being intelligent, ready, and able to help others. Keep learning, keep practicing, and know that you are building skills that can make a difference.
- We have studied various natural and man-made disasters, including earthquakes, hurricanes, floods, droughts, and their underlying causes.
- Major Global Events have taught us the devastating outcomes of indecision. They analyze significant historical disasters to grasp the complexity and diversity of disaster scenarios, such as The Great Flood of 1953, The Chernobyl Disaster of 1986, and the 26/11 Terrorist Attacks.
- To secure our survival and protect our environment, we must thoroughly understand the causes, outcomes, and preventative measures associated with both natural and man-made disasters.

14.8 Keywords

- **Mitigation:** Measures and strategies designed to reduce or prevent the risks and impacts associated with potential disasters. This involves both structural adjustments and careful planning to minimise damage.
- **Resilience:** A community's ability to bounce back after a disaster, showing strength and adaptability in adversity. This includes both physical structures and social cohesion.
- **Vulnerability:** The weaknesses or susceptibilities that might make an individual, community, or system more prone to the damaging effects of a disaster. This can be related to socioeconomic factors, geography and more.
- **Preparedness:** The planning, training, and drills undertaken before potential disasters. These efforts aim to ensure an effective response and recovery following an emergency.
- **Response:** The immediate actions taken after a disaster to save lives, protect property, and preserve the environment. This phase may include emergency services, volunteer efforts, and governmental aid.

14.9 Self-Assessment Questions

1. Mitigation and Preparedness: Reflect on a community or region you are familiar with? Explain.

2. What specific mitigation measures and preparedness plans would most effectively reduce the risks of natural or man-made disasters in that area? Provide examples and reasoning for your choices.
3. Consider the disaster globally or in your local area. Analyse how the community responded and recovered from the disaster.
4. What were the key elements of resilience displayed by the community, and what could have been done to enhance this resilience further?
5. Consider your skills and abilities in a disaster scenario. What roles could you potentially play in disaster preparedness, response or recovery within your community? How about you further educate yourself or seek training to be more actively involved in disaster management?

14.10 Case Study

Title: "Community Resilience in the Face of the 2013 Uttarakhand Floods"

Introduction: The 2013 Uttarakhand floods in India were devastating, causing massive loss of life and property. The catastrophe resulted from unprecedented rainfall, leading to landslides and flashfloods. This case study explores the disaster, its effects, the response of the community, and the lessons learned.

Background: The region, known for its rugged topography and religious shrines, attracts many tourists and pilgrims. The deforestation and construction along the riverbanks exacerbated the effects of the floods. The lack of preparedness and the slow response from the government highlighted the necessity for effective disaster management strategies.

Questions to Consider:

1. How did the local communities respond to the disaster?
2. What were the short-term and long-term impacts on the affected regions?
3. What role did governmental and non-governmental organisations play in their life efforts?
4. How have the events of 2013 influenced subsequent disaster management policies in India?

Recommendations:

1. Strengthening early warning systems to provide timely and accurate alerts.
2. Implementing strict regulations regarding construction in vulnerable areas.
3. Enhancing community-based disaster preparedness programs to build local resilience.
4. Promoting eco-friendly practices to preserve the natural environment, which acts as a buffer against such disasters.

Conclusion:

The 2013 Uttarakhand floods served as a stark reminder of the fragility of human existence against the forces of nature. The incident underlines the importance of integrating effective disaster management practices with environmental conservation. It also showcases the potential of community resilience and its crucial role in recovery and rebuilding. By learning from past experiences and implementing well-planned, community-centric approaches, we can minimize the impacts of such disasters in the future.

14.11 References

1. "Disaster Management: Text and Case Studies" by Dr. G.R.K. Sharma
2. "Natural Hazards and Disaster Management: Vulnerability and Mitigation" by R. B. Singh